




# Exploring Cryptocurrencies

March 2025

**Ashley Oerth, CFA**  
Associate Global Market Strategist

**Drew Thornton, CFA**  
Head of Solutions Thought Leadership



# What started it all?

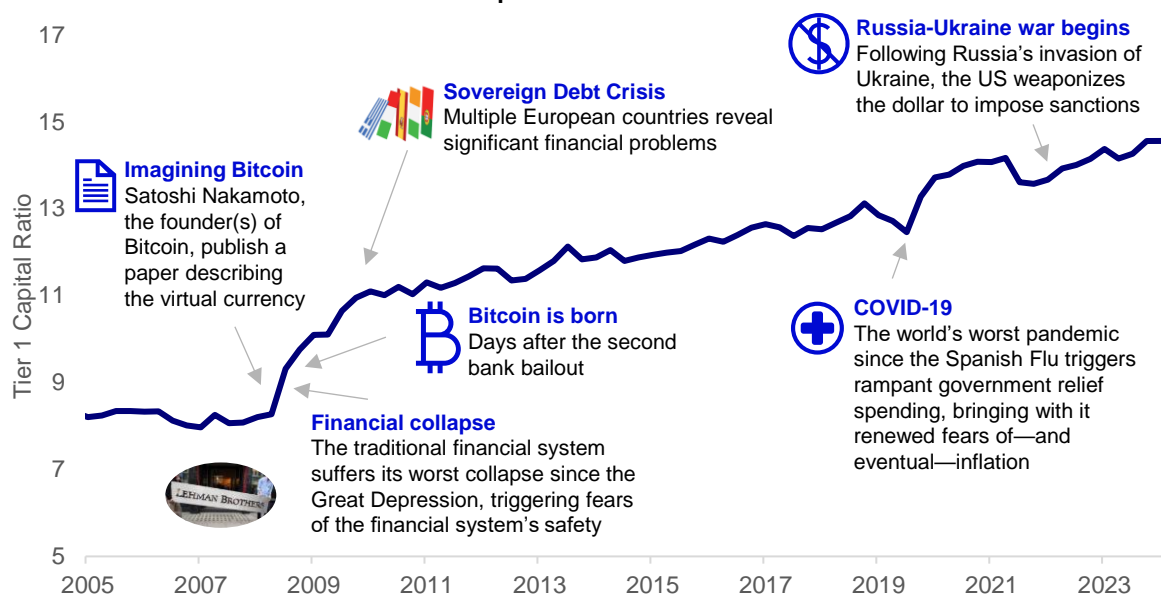
## A financial crisis and a distrust in institutions

Bitcoin, the first cryptocurrency, was invented in the depths of the financial crisis as an alternative to the traditional banking system. Satoshi Nakamoto, the anonymous author(s) of the research paper that pioneered Bitcoin, approached the impending financial crisis like any other technologist: Take something fragile, inefficient, and far too large, and disrupt it. As banks were failing, Satoshi inscribed in the code of the first mined bitcoin block a message that reads, "The Times 3 January 2009 Chancellor on brink of second bailout for banks."

Since 2009, self-styled 'cryptocurrencies' have developed well beyond Bitcoin, becoming a vast and rapidly changing ecosystem. In 2024, bitcoin spot exchange traded funds in the US were formally authorized and launched, marking a significant milestone in the acceptance of digital assets.

This paper offers an overview of the trend and technology behind cryptocurrencies, as well as an assessment of the risks, valuation, and potential long-term outcomes of cryptocurrencies. No matter Bitcoin's outlook, 15 years after the Bitcoin whitepaper and despite a pandemic, Satoshi would be surprised to see well-capitalized banks, US equities up 692%,\* and a booming economy.

### Distrust in the traditional financial sector spawns decentralized assets



Sources: Bloomberg, Macrobond, US Federal Deposit Insurance Corporation, latest available data as of 29 January 2025.  
 \*US equity performance measured by the S&P 500 index, an index of large capitalization stocks in the United States between the date of release of the Bitcoin white paper, 17 November 2008 and 31 January 2025.

**Past performance does not guarantee future results.** An investment cannot be made directly in an index.

# Why is everyone paying attention?

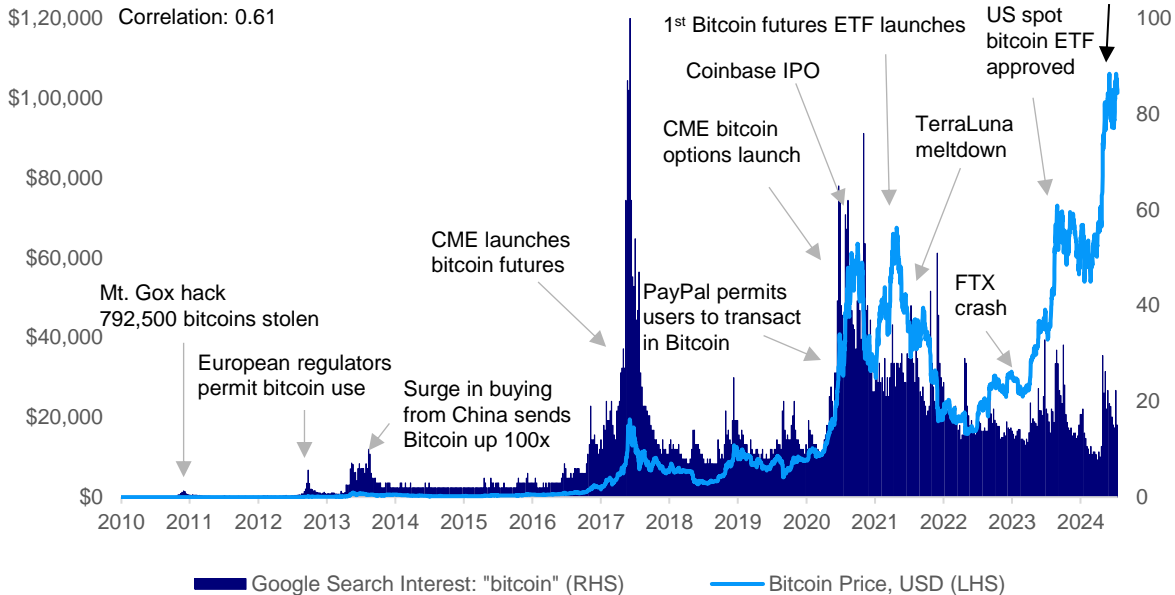
## Bitcoin has traded higher with each price cycle

From January 2024 to the end of the year, bitcoin increased from \$42,500 to a high of about \$107,000. Over the past decade, bitcoin has delivered a stunning 77% annualized return. Following the launch of spot bitcoin ETFs in the US, bitcoin has seen a surge of demand from individual and institutional investors alike, with a further boost after President Trump's electoral victory.

Although applications of Bitcoin's underlying blockchain technology are interesting and may offer great potential, we argue that such applications are often an afterthought. Instead, many crypto-investors focus on Bitcoin's potential for rapid price appreciation.

In the past, price fluctuations could mostly be explained by retail interest. Yet, as cryptos have become more mainstream, their price behavior has increasingly reflected conditions in broader financial markets.

**Bitcoin price versus Google searches**



Note: Correlation is calculated on the change of average weekly Bitcoin prices versus the change of Google search interest over the same period. Sources: Google, Macrobond, and Invesco. As of 29 January 2025. **Past performance does not guarantee future results.**

# Agenda

1. **Bitcoin and blockchain... How does it work?**
2. Putting bitcoin into perspective
3. How do you value a cryptocurrency?
4. An overview of major cryptocurrencies
5. Cryptos in a portfolio perspective

# The “crypto believer manifesto”

## A dash of distrust of institutions and a pinch of cryptographic tech...

For many, the Global Financial Crisis—including the institutional and government responses to it—highlighted just how fragile and outdated financial systems had become. Satoshi Nakamoto’s seminal paper, *Bitcoin: A Peer-to-Peer Electronic Cash System*, envisioned a financial system that put power and accountability in the hands of decentralized systems.

In his paper, Satoshi described a system which was decentralized, democratized, international and immutable. Bitcoin captures those primary characteristics. Cryptocurrencies developed after bitcoin are often designed to fulfil a specific use-case or better reflect a specific belief about how financial systems ought to be structured. Naturally, some cryptocurrencies appear far more cozy with traditional financial structures than others.

Still, common themes tend to re-emerge, and they are usually based on a distrust of institutions and fiat currencies and the pursuit of a decentralized financial system.

### Recurrent themes in cryptocurrencies



#### Decentralization

The lack of a central authority controlling the currency is an attractive trait in a world distrustful of traditional financial institutions.



#### Democratization

Cryptocurrencies are designed to operate with consensus. Majority decisions are required for structural changes to most coins or tokens.



#### Cross-Border Payment Facilitation

Existing in cyberspace, cryptocurrencies can be exchanged outside government control on often under- or unregulated exchanges.



#### Blockchain Immutability

Cryptocurrencies rely on cryptography to preserve anonymity while preventing on-blockchain double-spend and ensuring settlement.



#### Finite Supply

With certain cryptocurrencies designed to have a finite supply, there is virtually no risk within such coins for a central authority diluting the value of assets.



#### Peer-to-Peer (Disintermediated)

Trades occur without intermediating authorities, such as banks or bookkeepers, which allows settlement to take place in real-time.

Source: Invesco. For illustrative purposes only. Note that not all cryptocurrencies exhibit the principles outlined above.

# How do you get a bitcoin?

## The circle of a bitcoin's life

Before exploring the technical details of blockchain technology, it is useful to first understand how one may obtain a bitcoin.


There are three options:

1. Buy bitcoins—and other cryptocurrencies—from centralized exchanges.
2. Participate in the “mining” process whereby new coins are generated.
3. Participate in blockchain-based transactions and receive bitcoins as part of an exchange.

Participants can trade bitcoins for other currencies or goods and services from a limited number of participating vendors. Crypto exchange rates (e.g. Bitcoin/USD) are determined by inter-exchange trading.

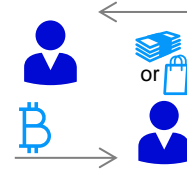
### Bitcoin in motion: A diagram of bitcoin in use

#### 1) Market Determines Exchange Rate



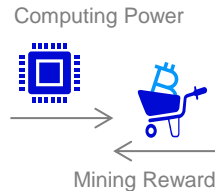
Similar to a market for a commodity or currency, the market determines the price in fiat currency of a bitcoin by supply and demand dynamics as well as expectations. This price is expressed through cryptocurrency exchanges.

#### 2) User Transacts in Bitcoin



A user trades a bitcoin for a product, service or currency. Users can access their balance from their digital “wallets”, where they hold single-use codes representing bitcoin and generate one-time use codes for receiving coins.

#### 4) Miners Are Rewarded



Those contributing their computing power (“miners” or “validators”) to verify the ledger of transactions are awarded with a number of bitcoins, an amount which gradually decreases over time to zero.

#### 3) Blockchain Network Verifies Transaction



A network of computers verifies the transaction(s) in a digital ledger and appends the transaction(s) into the latest block, preserving a digital “paper trail”. This step also represents trade settlement.

Sources: Satoshi Nakamoto, *Bitcoin: A Peer-to-Peer Electronic Cash System*, 30 October 2008. Please refer to glossary for further definitions.

# Understanding blockchain

A blockchain is a decentralized database, maintained by a network of peers

Blockchain technology is the darling of the cryptocurrency phenomenon. In essence, a blockchain is a new kind of database, owned and maintained by a network of peers.

Each transaction—or change in data—is provided to the network and integrated into a packet of data called a “block”. In contrast with a traditional centralized system, a decentralized database needs to have a mechanism whereby the various participants in the database agree on the current state of data (including any changes to it). To achieve this, each block undergoes an energy-intensive verification process using a series of cryptographic rules and puzzles. Newly verified blocks are broadcast to the network and appended to the blockchain.

To incentivize participation, new bitcoins are minted automatically and awarded to the participant(s) that successfully complete the cryptographic puzzle first. This “mining” process continually creates new “blocks” in the blockchain with new transaction data, forming a “distributed ledger” where each participant has record of every transaction.\*

\* Technically, only nodes carry the full history of the blockchain; validators do not necessarily need to be nodes.  
Source: Invesco. For illustrative purposes only.

## Blockchain in motion: A diagram of the bitcoin blockchain

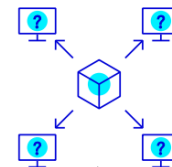
Someone requests a transaction



Transaction can involve a physical asset, cryptocurrency, medical record, legal contract or any other information



The requested transaction is broadcast to all participants (“nodes”)



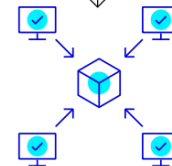
The network of nodes validates the transaction using known algorithms



The transaction is complete



The new block is added to the existing blockchain and is permanent and unalterable



Once verified, the transaction is combined with other transactions to create a new block of data

# Understanding blockchain

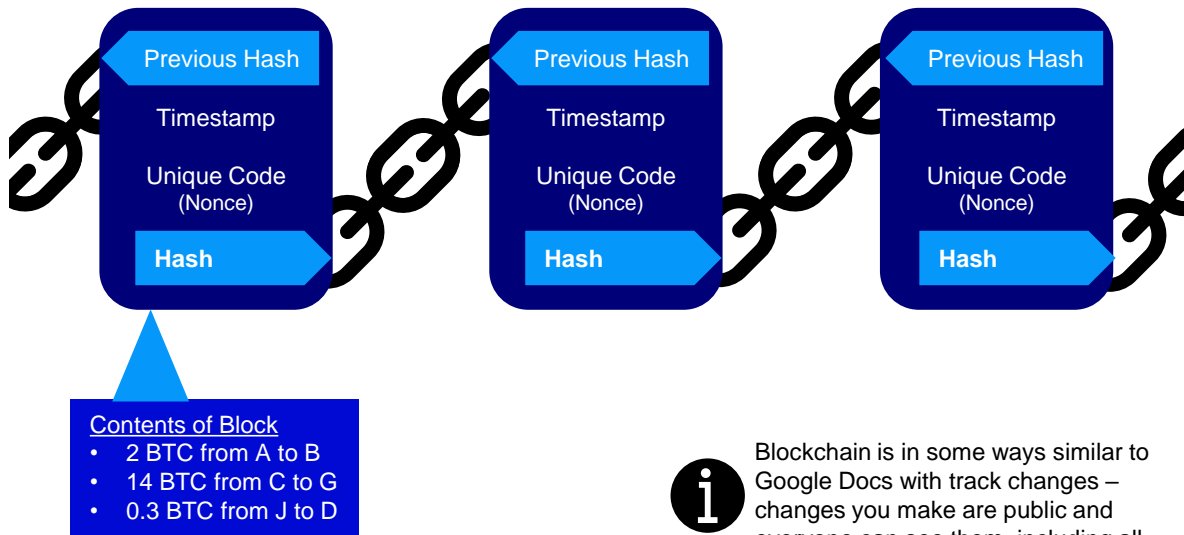
A blockchain is a linear log of records to which we append parcels of data

A blockchain is a growing list of records, or “blocks”, linked using cryptography. This linkage makes use of a hashing function, which is a tool in cryptography that takes input data and translates it into a unique, fixed-size code. Any input of data will have a unique hash. Identical data inputs produce identical hash outputs; different data inputs produce different hash outputs.

Each block contains a cryptographic hash of the previous block. If previous data is changed, the corresponding hash will change, breaking the chain and invalidating it. This principle is essential in maintaining the integrity of all past records.

Blocks also contain other data elements, including a timestamp, a unique identifier, and the transaction data contained within that block. Over time, new blocks are added, creating a linear log of data. For Bitcoin, the data stored in each block is transaction data, with a block containing around 2,000 transactions each. By design, a new block is created roughly once every 10 minutes.

## Visualizing a blockchain and its contents



\*This statement applies to Proof-of-Work blockchains. The Proof-of-Stake consensus mechanism is more computationally efficient. We define these terms in the Glossary. Source: Satoshi Nakamoto, *Bitcoin: A Peer-to-Peer Electronic Cash System*, 30 October 2008. For illustrative purposes only. Please refer to glossary for further definitions.



# Understanding blockchain

## A blockchain's data can restrict access to data through private "keys"

In the original Bitcoin paper, Satoshi described the schematic of a blockchain transaction, reproduced on the right (with added notes). The idea was to create a ledger of transactions as private as the banking system and as public as the internet.

As discussed, digital assets use cryptography to secure transactions. On a blockchain, each user has a public identity—a public key—associated with their transactions. This public key is like your blockchain username.

To spend crypto or transfer digital assets, you must authorize it by submitting your private key as part of a transaction. This private key is like a bank PIN. Pairing your private and public keys allows the blockchain to verify that you are the legitimate owner of that digital asset and can transact with it.

But can someone guess your private key? It is extraordinarily unlikely: a supercomputer running since the Big Bang would still not have guessed a private key. The security of one's Bitcoins, therefore, depends on how well kept one's private keys are.

Blockchain schematic from Satoshi's original white paper

### 1 Public key

A unique personal address shared in the blockchain for receiving a transaction.

### 2 Hash

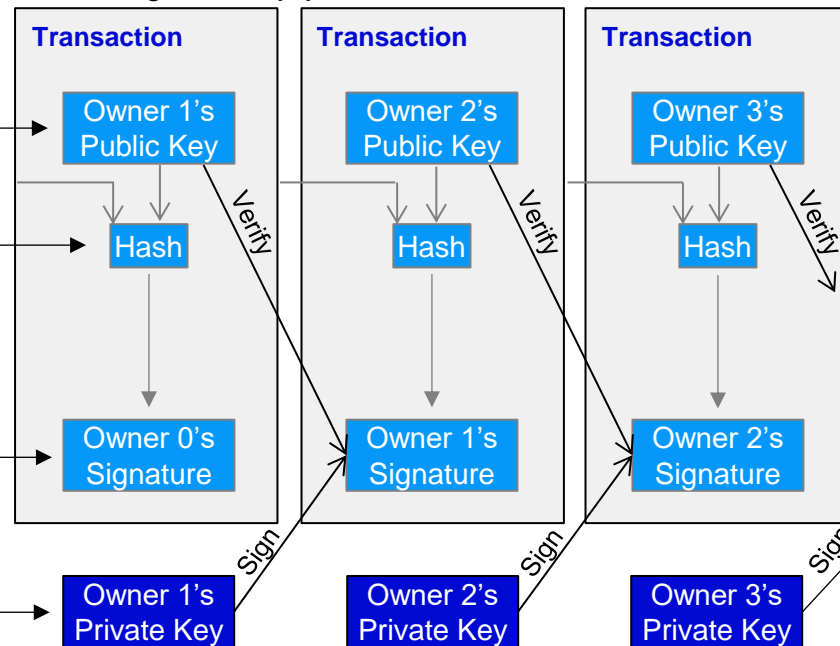
A cryptographic representation of input data, used to secure and preserve previous data. No matter the input length, the hash is always the same size.

### 3 Signature

The combination of public and private keys results in a digital signature, verifying the authenticity of a transaction.

### 4 Private key







A secret number identifying the bitcoin, allowing the holder to transact with it.



Source: Satoshi Nakamoto, *Bitcoin: A Peer-to-Peer Electronic Cash System*, 30 October 2008. Notes are added. Please refer to glossary for further definitions.

# Weighing the benefits and drawbacks of blockchain

Blockchain appears innovative, but there are tradeoffs to consider

	 Fast	 Distributed	 Immutable	 Open
 Strengths	Unlike banking systems in which transactions may take days to verify, blockchain transactions allow rapid trade settlement (commonly termed “atomic settlement”).	Cryptocurrencies were designed to be decentralized – there is no issuing authority and no centralized transaction processor. Third-parties and intermediaries are unnecessary. This may help the network appear more transparent in its governance and therefore trustworthy.	Bitcoin is theoretically impossible to counterfeit. All transactions are irreversible and unchangeable. To override the ledger, an attacker must obtain a majority of computing power used in maintaining the ledger, a tremendously arduous task given the scale of mining participation*.	All transactions can be tracked and verified on a blockchain; it is a public ledger. <sup>†</sup> It is also possible to analyze how much each address contains and with whom they have transacted.
 Weaknesses	Rapid settlement comes at the expense of irreversible transactions – after the blockchain has confirmed a transaction, it cannot be reversed. Moreover, some blockchains have relatively limited network throughput, creating settlement delays and/or higher transaction costs during heavy blockchain activity.	‘Distributed’ does not necessarily mean efficient. For example, changes to the protocols that govern the system can be slow to implement, even if they are beneficial. In terms of scalability, distributed systems tend to be slower than equivalent centralized systems.	Immutability comes at great cost in terms of electricity and capital equipment (expensive mining computers that solve the cryptographic problems powering the blockchain).*	You can see the contents of an address, but you may not be able to identify its owner. Each user may have multiple addresses, complicating analysis of on-chain data.  To the extent that users are visible, there are privacy concerns.

\*Note: The above points on electricity use refer specifically to the Proof of Work blockchain model. Other consensus mechanisms exist.

<sup>†</sup>Exceptions exist where user data can be obfuscated or otherwise made known only to certain parties.

Source: Invesco.

# Agenda

1. Bitcoin and blockchain... How does it work?
2. **Putting bitcoin into perspective**
3. How do you value a cryptocurrency?
4. An overview of major cryptocurrencies
5. Cryptos in a portfolio perspective

# Bitcoin is a truly non-inflationary asset

## Estimates indicate that all bitcoin will be mined by around the year 2140

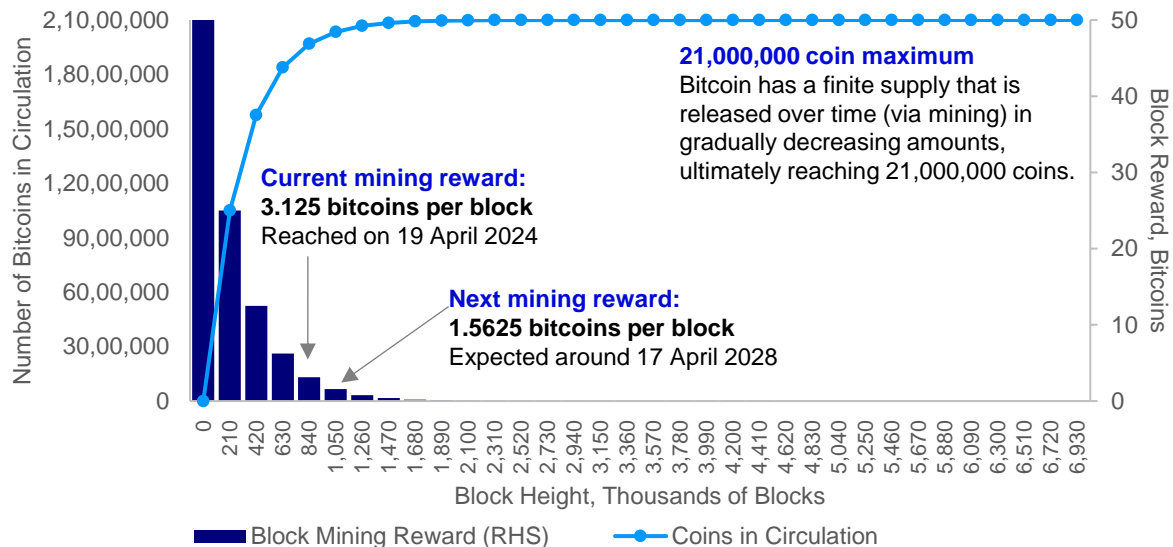
Bitcoin is a truly non-inflationary asset, with a total supply of 21,000,000 coins, due to be fully mined by around the year 2140. This finite supply element is important – investments views about Bitcoin are often centered around this idea of scarcity.

As of today, about 19.6 million bitcoins exist, of which an estimated 3.7 million coins are lost forever due to users forgetting their unique keys, losing access to their wallets.

New bitcoins are released according to a predetermined schedule. As the network reaches certain numbers of blocks, the mining reward decreases in what is known as a “halving.”

As new bitcoins are the incentive for miners to participate, one might expect transactions fees to rise as compensation for a decreasing number of newly minted bitcoins. Indeed, transaction fees are already a part of Bitcoin and are paid to miners.

### Bitcoin mining progression



Note: Halvings take place based on the total number of blocks that have been verified in the bitcoin blockchain, with the next halving due at the 840,000<sup>th</sup> block. As a block is confirmed approximately once every 10 minutes and the current total number of blocks is 832,550, then the next halving should take place on roughly 20 April 2024. The first bitcoin halving took place on 28 November 2012. Formally, a “halving” is when the mining reward paid out to miners for the successful verification of a block is cut in half. **Past performance does not guarantee future results.** Sources: Blockchain.com and Invesco, latest available data as of 29 January 2025. Chart reproduced from bitcoin.it. For illustrative purposes only.

# Bitcoin: Who's mining?

## Mining has shifted from emerging markets to more developed economies

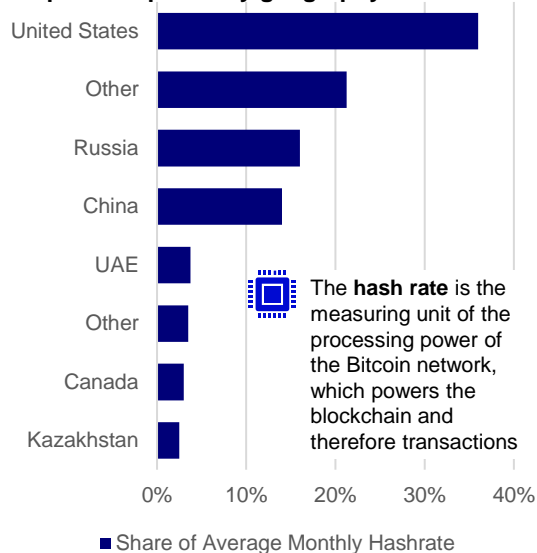
Bitcoin's blockchain is powered by "miners," or those users who contribute computational power to verify and maintain the blockchain ledger. By examining the internet addresses of participating miners, it is possible to estimate the geographical shares of computational power.

Based on an analysis of mining data, more than 45% of the bitcoin hash rate in 2024 originated from emerging markets, down from its 70% high before China cracked down on cryptocurrency mining.

Why is this? We believe that lower capital costs, cheap electricity, and the desire to capture mining revenue creates the appropriate incentives for miners to focus on a particular locality. Increasingly, miners are moving into developed markets where they can capitalize on cheap renewable energies.

Ultimately, the location of mining power is of little consequence for the bitcoin network.

### Computation power by geography



\*Data may be unreliable due to VPN usage

### What drives the location of miners?



Lower Capital Costs



Cheap Electricity



Lower Fixed Costs (e.g., land)

### What happens when mining power is turned off?



As mining power goes offline, the amount of computing power necessary to mine (confirm) a block decreases automatically. However, blocks may be mined more slowly for a brief period until this mechanism takes effect, meaning temporarily slower transaction speeds.

Note that the opposite is also true when new mining power comes online. This built-in feature to bitcoin is known as *mining difficulty*.

Sources: Hashrate Index and Invesco, latest available data is from December 2024.

# Bitcoin: A power-hungry asset?

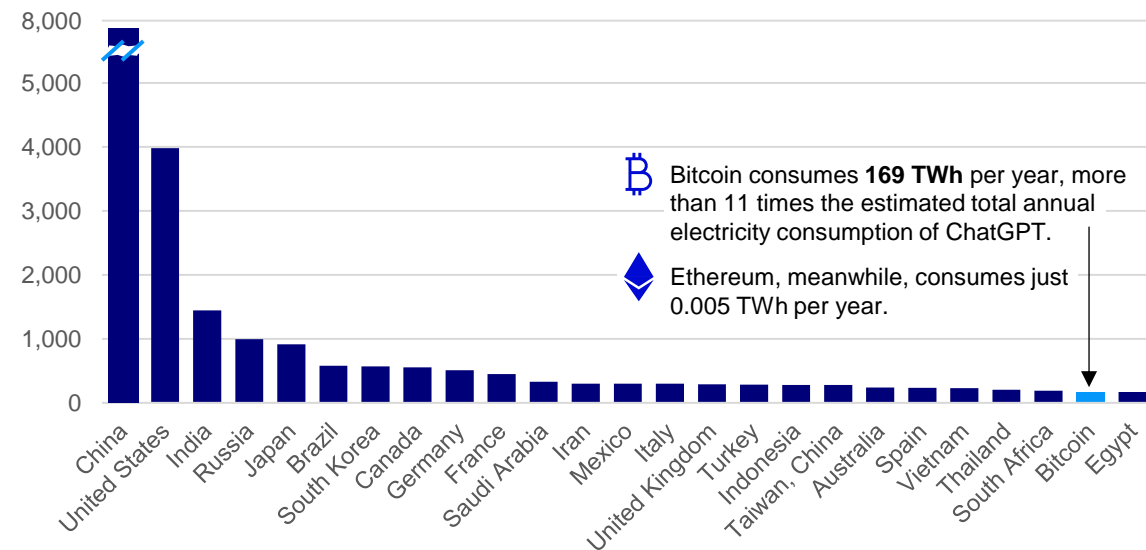
## Energy costs of computing power present an issue for bitcoin

The electricity needs of Bitcoin are difficult to understate. For instance, if the Bitcoin network were a country, it would be the 24<sup>th</sup> largest electricity consumer in the world.

The debate around bitcoin's electricity consumption is nuanced. Some state that the existing financial system requires similarly large resources, including operation of ATMs and physical bank locations. Others highlight that the cost of securing the network is also what gives it value as it assures a high level of trust by making the network more resilient to attacks. Bitcoin proponents also suggest that renewables power a large portion of crypto mining.

Whatever one's view, it is worth noting that the amount of electricity used by a cryptocurrency is dependent on the consensus mechanism used. For bitcoin, the mining process described earlier is incredibly resource intensive. Yet other cryptocurrencies, such as Ether, can accomplish decentralized ledgers with far less energy inputs.

Bitcoin versus country total electricity consumption, TWh



Sources: Cambridge University Centre for Alternative Finance and Invesco. Data as of 31 December 2024. Note: Ether is the native cryptocurrency of the Ethereum network.

# Is bitcoin a currency? We don't think so

## "I can't buy a latte with bitcoin."

In viewing Bitcoin as a financial instrument, it is necessary to decide how to categorize it. We take two perspectives in assessing whether Bitcoin – and other cryptocurrencies – is feasible as a currency: (1) an economic test, as on the right, and (2) its potential for scale as a means of transacting.

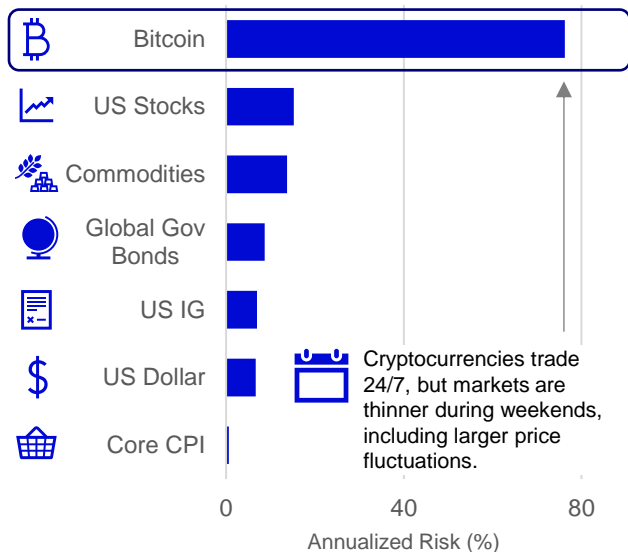
On the first point, we take the view that money is typically thought of in economics as satisfying three functions: a store of value, a unit of account, and a medium of exchange. Here, on all three accounts, we are left wanting, pointing us more to look at Bitcoin and similar cryptocurrencies as commodities.

On the second point, most cryptocurrencies fall victim to a specific scalability limitation. Cryptocurrencies are limited within their respective blockchains by the combination of block size and the average block creation time, which combine to yield a limited transaction throughput. In other words, each crypto is constrained to a certain maximum pace of transactions – which is often quite limited.\*

\*So-called “layer 2” scaling solutions can act as an additional settlement layer to batch transactions, thereby increasing network throughput. However, such solutions present their own limitations and challenges, including for privacy and interoperability of blockchains.

Sources: Bloomberg and Invesco, as of 31 January 2025. Please see page 47 for index definitions. Note that “Core CPI” refers to the United States consumer price index, less the effects of food and energy. **Past performance does not guarantee future results.**

Annualized monthly price volatility since 2015



### ? Store of Value

- Bitcoin is far too volatile to be considered a reliable store of value
- Price behavior is erratic with 76% annualized volatility since 2015

### ✗ Unit of Account

- Product prices are not quoted in bitcoin amounts. Instead, pricing is based on a fiat currency amount converted using bitcoin's spot rate

### ? Medium of Exchange

- While some platforms permit the use of Bitcoin for payment, there is little evidence to suggest that this is what makes it attractive

# Is bitcoin digital gold? Maybe, maybe not

## Bitcoin performed poorly during the inflation run-up in 2022, 2023

Another possible – and common – analogy for bitcoin is that it is a kind of digital gold. But is this the right comparison?

Crypto investors tend to group cryptocurrencies by their functions and consensus mechanisms. Bitcoin is usually thought of as “digital gold” due to the asset’s strong security protocols, limited supply, and a history of low correlations with traditional assets (including commodities like gold itself).

To investigate this thesis, we assess key qualities of gold against qualities of Bitcoin in the table on the right. We remain reluctant to embrace the ‘digital gold’ thesis; Bitcoin does not appear to share gold’s most important qualities of global acceptance and a long and storied history. An additional challenge for Bitcoin is that gold has a very long history that has cemented its role as an asset, whereas Bitcoin has only existed for a paltry 15 years.

However, Bitcoin and gold have one fundamental aspect in common: they are both zero-yielding assets. Therefore, both should be responsive to the effect of opportunity costs (real yields, for example).

	Gold		Bitcoin
<b>Finite Supply</b>	Supply increases about 1.8% per year	✓	✓ Supply increases less over time, with terminal limit of 21,000,000 coins
<b>Liquid Markets</b>	Gold has a highly liquid market with a huge variety of participants and contracts	✓	✓ Bitcoin appears to have liquid markets, including futures contracts*, though this can vary
<b>Uncorrelated</b>	Correlations with other assets are typically low, especially in times of economic distress	✓	? Price behavior is still evolving, and correlations with other assets have increased in recent years
<b>Inflation Hedge</b>	Historically, gold tends to perform well in inflationary environments	✓	? Finite supply is attractive, but the asset appears to respond more to money supply than inflation
<b>Global Acceptance</b>	Gold is a globally recognized store of value, held as reserve assets by most central banks	✓	✗ Bitcoin is banned in a number of countries and is regarded with skepticism by many authorities
<b>Use in Goods</b>	Gold is commonly used in high-tech manufacturing and jewellery	✓	✗ Bitcoin has no obvious uses beyond its value as an asset

\*Bitcoin trades 24/7, resulting in periods of relative illiquidity. This appears to be especially true on Sundays, resulting in greater price volatility on these days.

Sources: Bloomberg and Invesco, as of 28 February 2025.



# Bitcoin responds more to money supply than inflation, in our assessment

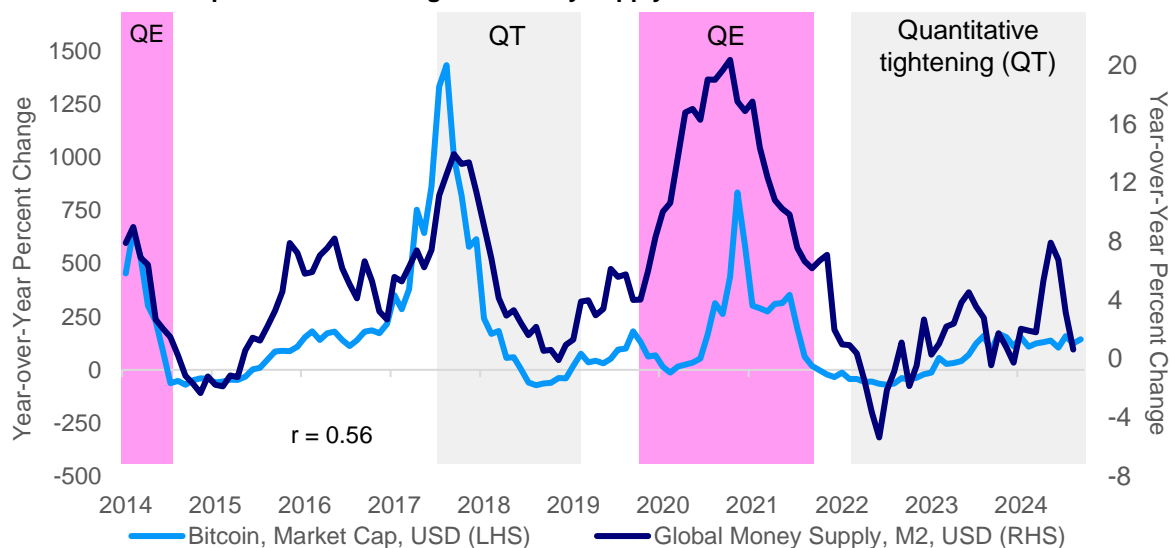
## Global money supply growth and financial conditions may offer clues

In 2020 and 2021, global money supply growth surged, which helped send various asset classes—including bitcoin—to new highs. This period was followed by inflation in a variety of major economies, notably in the US, UK and Eurozone. Yet as inflation rose, central bankers leapt into action, leading to a tightening of financial conditions. With the monetary spigots turned off, year-over-year global money supply growth turned negative in mid-2022.

Tighter financial conditions and falling money supply growth were felt in bitcoin, which fell from around \$68,000 in November 2021 to around \$15,000 just 12 months later.

Based on this inflation episode, bitcoin appears to have been more responsive to changes in money supply than inflation—which is likely to factor into how investors assess bitcoin's behavior.

Bitcoin market capitalization versus global money supply



Note: QE = Quantitative easing.

Sources: Macrobond, Bloomberg, and various central banks as of 31 January 2025. Quantitative easing and quantitative tightening callouts are for the Federal Reserve only. Note: "Other Coins" is calculated as total crypto market cap less the market caps of Bitcoin and Ethereum. It will tend to overstate individual crypto prices due to the effects of supply changes, which are typically positive. Global money supply is the sum of M2 money supply figures for Australia, Brazil, Canada, China, Eurozone, Japan, South Korea, Switzerland, Taiwan, US, and UK, converted to US dollars based on spot exchange rates. **Past performance does not guarantee future results.**

# Agenda

1. Bitcoin and blockchain... How does it work?
2. Putting bitcoin into perspective
- 3. How do you value a cryptocurrency?**
4. An overview of major cryptocurrencies
5. Cryptos in a portfolio perspective

# Cryptocurrency market capitalization remains small


## As cryptos grow, we expect traditional market drivers to dominate behavior

In the chart on the right, cryptocurrency market cap at \$3.6 trillion is relatively small compared to other asset classes, such as US equities where the total market capitalization is around \$60 trillion. However, there is potential for this to grow, as we have seen in the 16-year history of cryptocurrencies. Bitcoin hit an all-time high market capitalization of around \$2.1T in December 2024.

As cryptocurrencies have grown in popularity, we believe that crypto market capitalization has increasingly behaved more in line with traditional market drivers rather than idiosyncratic factors. Maturity, in other words, may make crypto less of a diversifier than once thought.

With this in mind, we will now turn our attention to methods of and approaches to valuation in the cryptocurrency space.

Market capitalization comparison



\*US Money is represented by M2 for the United States, which measures highly liquid dollar deposits and select small-denomination time deposits and money market fund deposits

Sources: Macrobond, Bloomberg, CoinMarketCap.com, and US Federal Reserve as at 31 January 2025; M2 as of 31 December 2024.

# What is the value proposition of cryptocurrencies?

## Every buyer has a thesis – which may include speculation

### Digital means of transacting?

Cryptocurrencies can be spent and received by anyone, anywhere, and at any time without the need for an intermediating institution. Some assert that cryptos have value for this reason.

So-called smart contracts have also enabled exchanges of value and information to take place over distributed ledgers, presenting potential efficiency benefits.

### Decentralized finance?

Cryptocurrencies are emblematic of distrust in the traditional financial services industry. Some envision a new financial system in which the nature of fees and intermediaries is reconceived. Others counter that decentralized finance is already centralizing around key players, in essence recreating a paradigm similar to today's financial system.

### New format of trust?

Some argue that Bitcoin and other cryptocurrencies have value because they present a new method of establishing trust. The backstop of such systems is trust in the underlying cryptography. In fiat currencies, trust in the issuing government is the ultimate backstop.

This mechanism of trust may be appealing in a variety of use cases not limited to payments.

### A store of value?

Bitcoin has exhibited substantial price movements that have made it difficult to consider it as a store of value, though its volatility has generally declined over time. Other cryptocurrencies also fluctuate dramatically in value, often moving in tandem with Bitcoin.

We note that stablecoins resolve this issue by tying their value to an underlying asset.



### Avoiding government institutions?

Those desiring a financial system devoid of government and central bank involvement value the decentralized, internet-based nature of cryptocurrencies. For some, avoidance of government reach, including borders, regulation and taxation, is an attractive feature.

However, regulators and tax authorities are increasingly stepping into the space and imposing controls.

... or just speculation?

Source: Invesco. For illustrative purposes only as at 28 February 2025.

# Principles of valuation & pricing in the crypto world

“Not everything can be valued, but almost everything can be priced.” \*

Valuing cryptocurrencies is a challenging topic, not least because of the immense variety of them. While typical financial valuation models rely on assumptions about expected cash flows and discount rates, investors in bitcoin tend to look to supply and demand dynamics, not dissimilar to commodity valuation.

Other cryptocurrencies have different designs. In these cases, some cryptos may even generate cash flows sourced either from transaction fees or new issuance. In cases like this, investors holding a cryptocurrency may earn cash flows denominated in a cryptocurrency.

Ethereum provides an interesting example, where users must spend Ether in order to make use of the platform’s computing resources. These capabilities create a use case for cryptos, generate revenues paid to certain holders of cryptos and contribute to their valuation.

On the right, we explore a sample of the variety of considerations involved in valuing cryptocurrencies.

\*Quote attributed to Aswath Damodaran, 24 October 2017.

Source: Invesco. **Past performance does not guarantee future results.**

## Considerations and questions to ask of each cryptocurrency

### Supply Dynamics

- How many coins are available?
- How often are new coins minted?
- How difficult is it to mine/create new coins?
- Is there an issuing authority or company?
- Are coins ever “burned” (destroyed)?
- Who receives transaction fees?



### Security Features

- Is the blockchain design secure and resistant to tampering?
- What consensus mechanism is used?
- Is ownership concentrated?
- Are the original developers the primary decisionmakers?
- Is the design of the crypto transparent?



### Demand Drivers

- Is there significant reputation and/or press coverage (as is the case for bitcoin)?
- How scalable is the crypto? Does it suffer from limited network throughput?
- Is demand driven by speculation or for use?
- Do similar or undifferentiated coins exist?



### Use Case Considerations

- Does the crypto support decentralized applications? If so, is there an active development community?
- Does the crypto serve a specific use case (e.g. payments facilitation, or value pegged to an asset like gold or the dollar)?



# Principles of valuation in a formulaic approach

Can empirical models describe bitcoin's price behavior? Probably not

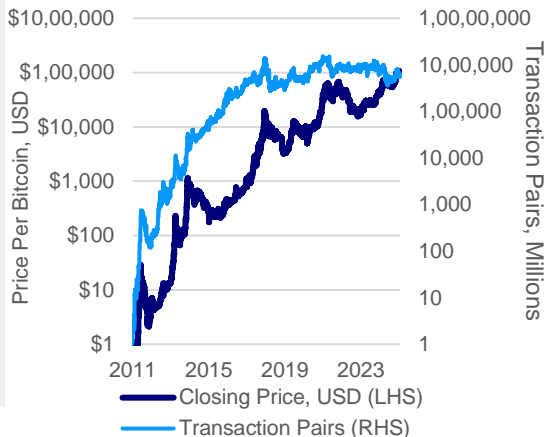
## Network Effects: Metcalfe's Law

Metcalfe's law argues that value originates from network effects. As adoption increases, the value of the network – in this case, Bitcoin – also rises as the number of possible connections increases exponentially.

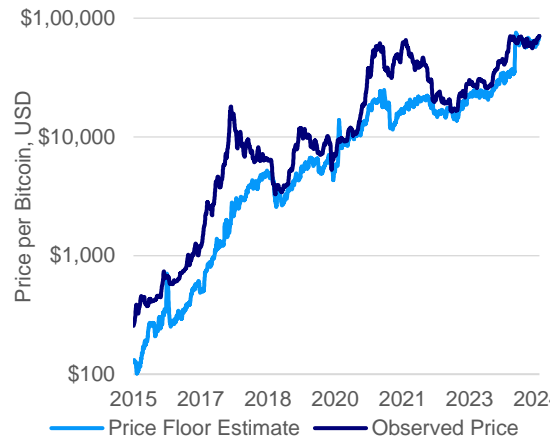
This approach is interesting but flawed as value is not defined within this model.



$$\text{Value of a Network} = \# \text{ of Nodes}^2$$



## Embodied Costs of Production



A theory put forward by Adam Hayes argues for the value of Bitcoin having a floor of *at least* its costs of production – in other words, the marginal cost of mining each bitcoin.

We are skeptical of this approach – just because costs went into producing something does not mean it has value.\*

$$\text{Cost of Production} = \frac{\text{Electricity Cost of Hash Rate}}{\text{Bitcoins Mined Per Day}}$$

\*From *Bitcoin – Currency of the Future or Speculative Asset*, John Greenwood and Adam Burton.

Note: Scales are logarithmic. Sources: *Bitcoin price and its marginal cost of production: support for a fundamental value* by Adam S. Hayes, CFA, and *Metcalfe's Law as a Model for Bitcoin's Value* by Timothy F. Peterson, CFA, CAIA. Model recreated using estimates from Cambridge University Centre for Alternative Finance and data from Coinmetrics. Values on the right-hand chart are seven-day moving averages. Latest available data as of 31 January 2025. Hayes model data as of 7 November 2024. **Past performance does not guarantee future results.**

# Agenda

1. Bitcoin and blockchain... How does it work?
2. Putting bitcoin into perspective
3. How do you value a cryptocurrency?
- 4. An overview of major cryptocurrencies**
5. Cryptos in a portfolio perspective

# Not just Bitcoin: Cryptocurrencies are numerous and varied

## Since bitcoin's launch in 2009, tens of thousands of "altcoins" have appeared

There are tens of thousands of cryptocurrencies that have been created\* in various sizes and uses, and many more go unaccounted for or abandoned. In total, the market capitalization of all cryptocurrencies is about \$3.6 trillion.

Why so many? Each crypto is differentiated from every other by several factors, including...

- the way in which their blockchain works, including the speed and scalability of the platform
- total supply cap (capped, like Bitcoin, or uncapped, like Dogecoin)
- mining difficulty (and whether coins are mined or distributed by an entity) and release pattern of new coins
- whether the coin is tied to a business, such as XRP (Ripple) or Binance Coin (Binance)
- The ability to embed miniature, decentralized applications (called "dapps"), such as is the case with Ethereum

Market capitalization of cryptocurrencies (Billions USD, logarithmic)



\*The market capitalization presented here includes the data all cryptocurrencies that CoinMarketCap tracks. Additional coins exist, but their market capitalization is likely to be tiny.

Survivorship bias may be present as the methodology of coin tracking may shift and reconstitute the available coin history.


Sources: CoinMarketCap.com and Macrobond, as of 31 January 2025. **Past performance does not guarantee future results.**



# Not all cryptos are made equal

Cryptocurrencies are varied by design, use, and value propositions

## Top cryptocurrency types by market capitalization



### Stores of Value†

These cryptos seek to offer methods of storing value securely through a crypto, yet their values are quite volatile.

#### Top Contenders:

1. Bitcoin (60.7% of total crypto market cap)
2. Litecoin (0.3%)

### Software Platforms

Such “software” cryptos act like a decentralized computer, with programs stored on and executed via blockchains.

#### Top Contenders:

1. Ethereum (8.6%)
2. Binance Coin (3.2%)
3. Solana (2.4%)

### Stablecoins

Stablecoins sidestep the store of value debate by pegging their value to an underlying, such as the US dollar.

#### Top Contenders:

1. Tether (5.1%)
2. USD Coin (2.1%)
3. Dai (0.2%)

### Payments-Focused

These cryptos focus on scalability for the sake of rapid payments and are often run or created by a business.

#### Top Contenders:

1. XRP (5.2%)
2. Stellar (0.3%)

### Memecoins

Born out of their namesake, memecoins are perhaps the easiest to criticize for lacking a key value proposition.

#### Top Contenders:

1. Dogecoin (0.9%)
2. Shiba Inu (0.3%)

\* Market Share indicates the relative share of the market capitalization of the cryptocurrency universe, including both coins and tokens.

† As we discussed earlier in this piece, the claim that any cryptocurrency is a store of value is largely subjective.

Sources: CoinDesk, CoinGecko, CoinMarketCap.com and Invesco as of 20 March 2025.

# A decentralized ecosystem of layers

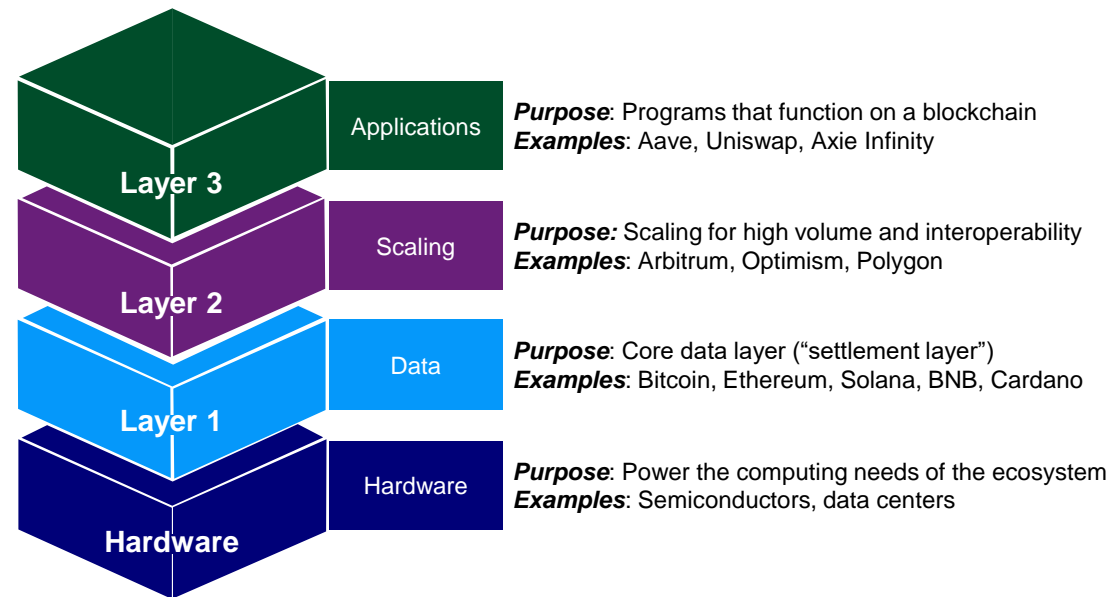
## From hardware, to data, to applications

Cryptocurrencies may be understood as an ecosystem of software whose financial value is defined by the worth of tokens attached to each component of the ecosystem. Each is decentralized and designed with incentives to ensure the network functions for its users.

Bitcoin is the simplest example of a cryptocurrency, where the data of the blockchain tracks ownership of bitcoin, which is intended to represent value. Its use is as a decentralized method of transacting value, and it is maintained by a sophisticated mining process. It is a “layer 1” blockchain, as noted on the right, as it operates independently and does not rely on another blockchain to function.

The broader ecosystem is defined by “layers” which make up components of the software value chain. For example, “layer 1” blockchains tend to have limited network throughput, which is where “layer 2” solutions are introduced to help take some transactions off of the primary blockchain.

### Simplified overview of key components of blockchain ecosystem



Note: The above infographic focuses on public permissionless blockchains.

Source: Invesco, as of 31 January 2025.

# Cryptos as a “software platform”?

## At least 25% of crypto market cap is in decentralized software

While throughout this article we have focused on Bitcoin, other developments in the digital assets space seek goals beyond a digital store of value or payments solution. In this page we explore cryptocurrencies whose underlying blockchains act as a platform for software.

The idea appears complex at first but is ultimately simple: Rather than a central server fetching information and executing tasks, we instead have a decentralized network of computers that carry out those same functions in exchange for a small fee.

This is the same technology that powers a lot of the developments behind buzzwords in the crypto ecosystem, such as decentralized finance (“DeFi”), Web 3.0, and non-fungible tokens (NFTs). We explore briefly how this works on the right.

### Exploring “software platform” cryptocurrencies

#### How can a blockchain power software?

The blockchain hosts applications and their data via participating computers. When an application is run, the network checks the conditions attached to a program and executes a function.

#### Where does crypto come in?

The protocol prices computing power in terms of its native token (e.g. for Ethereum, this is Ether) based on the level of demand for computing resources. The price of this computing power is commonly called **gas fees** and are paid to the computers that carry out such computations.

#### What gives it value?

The market price of a blockchain’s native token is based ultimately on demand for it, whether for the token for application execution or speculation.

### Examples of applications built on blockchains

- **Decentralized automated exchanges:** Automatically match buyers and sellers.
- **Non-fungible tokens (NFTs):** Represent ownership of an asset via a bearer-form token.
- **Lending platforms:** Provide credit via crypto.
- **Video games:** Execute in-game events, rules and transactions.

### Top “software platform” cryptos by market cap

#### Ethereum

ETH

*Market Cap: \$391 billion*  
First-mover and most popular software crypto.

#### Solana

SOL

*Market Cap: \$116 billion*  
Relatively centralized but ultra-fast and efficient.

#### Binance

BNB

*Market Cap: \$96.5 billion*  
Relatively centralized and affiliated with Binance.

#### Cardano

ADA

*Market Cap: \$33.8 billion*  
Prioritizes speed and interoperability of projects.

Notes: A decentralized application (“dApp”) is composed of many smart contracts working together to provide a user experience and functionality, powered by a decentralized system.

Sources: Invesco and CoinMarketCap.com. As of 30 January 2025.

# Decentralized finance seeks to build disintermediated financial services

## DeFi platforms soared in 2021, 2022 but have been more muted since

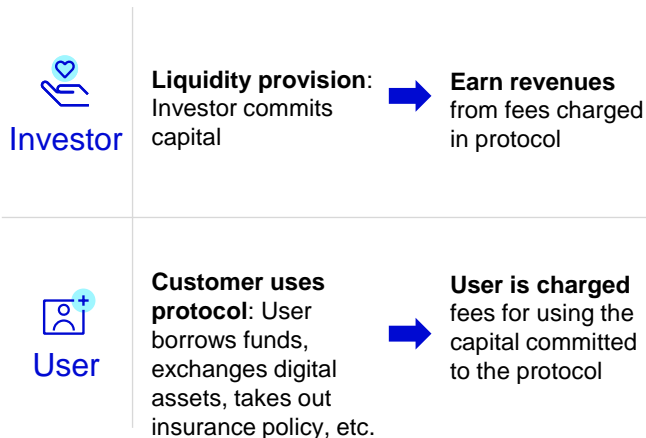
Another key area of the crypto ecosystem is decentralized finance, which provides peer-to-peer services through blockchains. These can serve all manner of functions such as lending, trading, insurance, and derivatives. In essence, DeFi seeks to transform financial intermediation by providing peer-to-peer services operated by preprogrammed conditions maintained on a blockchain.

Where investors come in is providing the liquidity for these services to scale. By providing liquidity, investors earn a portion of the platform's fees.

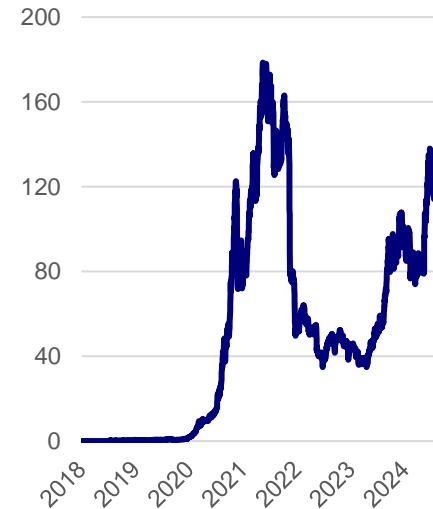
One way of measuring all the liquidity that has been committed is a measure called "total value locked in DeFi", which describes the value of all digital assets committed to DeFi protocols.

While DeFi was popular in 2021 and 2022, it has seen slower growth following the collapse of the Terra/Luna ecosystem in mid-2022. Overall, we suspect DeFi to play a limited role in the broader financial system.

### Decentralized finance in a nutshell



### Total value locked in DeFi protocols, billions USD



Note: Total value locked (TVL) in DeFi measures the value of crypto assets locked in decentralized finance protocols. This does not include governance tokens or staking. For illustrative purposes only. Sources: DefiLlama and Invesco, as at 28 February 2025.

# A World of Crypto: Digital assets infrastructure takes many forms

## Tokens can be designed for a wide variety of uses and functions

### Non-Fungible Tokens



Non-Fungible Tokens (NFTs) have been a highly popular—if controversial—use of blockchain.

An NFT is a unique identifier representing a particular underlying asset. Hypothetically, owning an NFT denotes ownership of the underlying asset. Therein lies the controversy; without real-world legal protections and property rights, some would suggest you can only own an NFT and not the asset it represents.

### Security Tokens



Security Tokens are like a hybrid between NFTs and ordinary cryptocurrencies.

Like an NFT, Security Tokens represent an underlying asset. Like a cryptocurrency, Security Tokens of the same kind may be fungible with one another. For example: stocks could be tokenized, creating a Security Token which represents the underlying asset – the stock – and which is fungible within that set of assets.

### Governance Tokens



Governance tokens aid collective decision-making. 'Decentralized Autonomous Organisations', for example, allow token holders to vote on protocol changes.

A prominent example is MakerDAO, an open-source project on the Ethereum blockchain. MakerDAO users who hold its governance token, MKR, collectively make decisions about how the Maker Protocol operates and how their native currency, Dai, is valued and created.

### Utility Tokens



Utility Tokens are used to pay for and/or access services on a specific blockchain.

For example, Brave's Basic Attention Token (BAT). BAT pays Brave users for turning off ad-blocking in their browsers, while touting a higher-quality marketing data for advertisers.

Sources: Documentation of FileCoin.io, MakerDao.com/en/whitepaper, and BasicAttentionToken.org. Commentary from Invesco. For illustrative purposes only as at 31 January 2025.

# The many meanings of currency

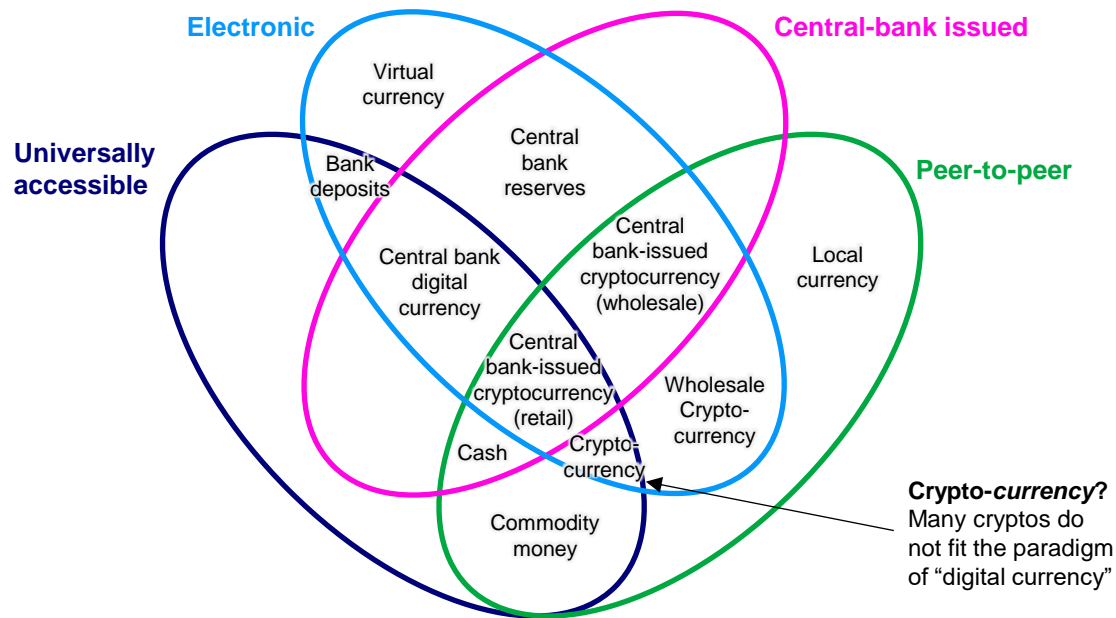
## Are cryptocurrencies currency or just another kind of token?

While bitcoin is ostensibly a “currency,” it lacks key features to be valid as a currency in the traditional economic sense, as we explored earlier. But other forms of cryptocurrency may very well play this role, with better transaction throughput and speed as well as greater supply. Governments have also explored central bank digital currencies, which may or may not use blockchain technology.

Moreover, “*cryptocurrency*” may be a misnomer as many cryptocurrencies were designed with intentions beyond a currency-like instrument.

Thinking about different cryptocurrencies (Bitcoin, Ethereum, etc.) like different fiat currencies (USD, EUR, GBP, etc.) is misleading. Instead, cryptocurrencies are united by the technology that underlies them, but each is seeking to accomplish a different objective. In this way, it may be helpful to think of each crypto like a software product rather than a currency. Keeping this in mind is helpful in considering other so-called cryptocurrencies.

“The Money Flower” – Categorizing kinds of money



Sources: Bank for International Settlements, Wikipedia. Adapted and reproduced from *Central bank cryptocurrencies* by Morten Linnemann Bech and Rodney Garratt as at 2017.

# Agenda

1. Bitcoin and blockchain... How does it work?
2. Putting bitcoin into perspective
3. How do you value a cryptocurrency?
4. An overview of major cryptocurrencies
5. **Cryptos in a portfolio perspective**

# Bitcoin's impressive run

## Bitcoin has beaten every major asset class in 8 of the last 10 years

In another banner year for the largest digital asset, Bitcoin marked a 122.5% gain in 2024 on the back of growing adoption (via spot bitcoin ETFs) and investor excitement for a likely shift toward friendlier, pro-crypto policy in the US.

This brings the 10-year annualized return of bitcoin to 76.6%, which compares favorably to every major asset class.

Bitcoin's impressive run has invited naysayers and bulls alike. Bitcoin bulls believe we are the early innings of a multi-year adoption cycle that should see prices climb higher, while skeptics believe digital assets are reflecting bubble-like conditions and highlight the severity of deep downturns like 2018 and 2022.

We lean into the adoption narrative as friendlier policy, more investor on-ramps, and appealing investment characteristics draw greater investor interest.

**Selected annual asset total returns, USD %**

2015	2016	2017	2018	2019	2020	2021	2022	2023	2024	10Y Ann.
Bitcoin 36.2%	Bitcoin 120.3%	Bitcoin 1,403.2%	US Bonds 0.0%	Bitcoin 94.4%	Bitcoin 305.9%	Bitcoin 58.1%	US Bonds -13.0%	Bitcoin 153.0%	Bitcoin 122.5%	Bitcoin 76.6%
S&P 500 1.4%	S&P 500 11.9%	EM Stocks 37.8%	Global Bonds -1.2%	S&P 500 31.5%	EM Stocks 18.8%	S&P 500 28.7%	Gbl ex-US Stocks -13.7%	S&P 500 26.3%	S&P 500 25.0%	S&P 500 13.1%
US Bonds 0.5%	EM Stocks 11.8%	Gbl ex-US Stocks 24.9%	S&P 500 -4.4%	Gbl ex-US Stocks 23.3%	S&P 500 18.4%	Gbl ex-US Stocks 13.3%	Global Bonds -16.2%	Gbl ex-US Stocks 18.7%	EM Stocks 8.0%	Gbl ex-US Stocks 5.9%
Gbl ex-US Stocks -2.5%	Gbl ex-US Stocks 3.4%	S&P 500 21.8%	Gbl ex-US Stocks -13.6%	EM Stocks 18.8%	Global Bonds 9.2%	US Bonds -1.5%	S&P 500 -18.1%	EM Stocks 10.2%	Gbl ex-US Stocks 5.3%	EM Stocks 4.0%
Global Bonds -3.2%	US Bonds 2.6%	Global Bonds 7.4%	EM Stocks -14.3%	US Bonds 8.7%	Gbl ex-US Stocks 8.2%	EM Stocks -2.3%	EM Stocks -19.8%	Global Bonds 5.7%	US Bonds 1.3%	US Bonds 1.3%
EM Stocks -14.6%	Global Bonds 2.1%	US Bonds 3.5%	Bitcoin -74.3%	Global Bonds 6.8%	US Bonds 7.5%	Global Bonds -4.7%	Bitcoin -63.8%	US Bonds 5.5%	Global Bonds -1.7%	Global Bonds 0.2%

Sources: Bloomberg and Invesco, as of 31 December 2024. All returns are unhedged total returns in USD. Bitcoin = Bloomberg Galaxy Bitcoin Index. Global ex-US Stocks = MSCI World ex US; EM Stocks = MSCI Emerging Markets Index; US Bonds = Bloomberg US Aggregate Bond Index; Global Bonds = Bloomberg Global Aggregate Bond Index. **Past performance is no guarantee of future results. An investment cannot be made directly into an index.**



# Is bitcoin a diversifier? At first glance, maybe...

## Crypto assets are often viewed as portfolio diversifiers

Bitcoin is often viewed as “digital gold” with enormous return potential and a safety from the tribulations of inflation—a point which we disputed in earlier pages. And for asset allocators, bitcoin is often initially viewed as a portfolio diversifier. Indeed, if one reviews the history of bitcoin performance on a monthly basis versus other asset classes, it does appear to offer uncorrelated returns.

That said, as Bitcoin and other cryptocurrencies have grown in popularity, their behavior has transformed into more of a traditional risk-on asset, as we explore in the next page.

Monthly asset return correlations, since 2011

	1	2	3	4	5	6	7	8	9	10	11	12	13	14	15	16
1 Cash	1.00															
2 DXY	-0.06	1.00														
3 S&P 500	0.02	-0.43	1.00													
4 Int'l Stocks	0.03	-0.63	0.87	1.00												
5 EM Stocks	0.03	-0.64	0.69	0.81	1.00											
6 Global Gov Bonds	0.06	-0.78	0.41	0.52	0.54	1.00										
7 Tsy Bonds (7-10)	0.04	-0.19	0.02	0.04	0.04	0.64	1.00									
8 US IG	0.04	-0.42	0.51	0.54	0.52	0.76	0.72	1.00								
9 US HY	0.02	-0.47	0.79	0.81	0.72	0.54	0.16	0.71	1.00							
10 Gold	0.15	-0.47	0.12	0.22	0.34	0.55	0.36	0.36	0.22	1.00						
11 TIPS	0.01	-0.37	0.38	0.40	0.39	0.71	0.76	0.80	0.54	0.48	1.00					
12 Commodities	-0.02	-0.46	0.43	0.52	0.53	0.25	-0.20	0.13	0.51	0.36	0.20	1.00				
13 Oil	-0.09	-0.26	0.37	0.43	0.35	0.08	-0.28	0.08	0.48	0.06	0.03	0.62	1.00			
14 US REITs	-0.04	-0.37	0.75	0.70	0.57	0.52	0.33	0.68	0.72	0.21	0.59	0.32	0.20	1.00		
15 REITs ex. US	-0.03	-0.62	0.73	0.88	0.77	0.63	0.23	0.67	0.79	0.29	0.56	0.48	0.33	0.79	1.00	
16 Bitcoin	-0.10	-0.08	0.18	0.16	0.07	0.11	0.04	0.12	0.16	-0.01	0.09	0.05	0.00	0.09	0.13	1.00

Sources: Bloomberg and Invesco, as of 28 February 2025. See page 47 for index definitions. **Past performance does not guarantee future results.**

# Beware the correlations of bitcoin

## Drawing correlations since bitcoin's inception can be misleading

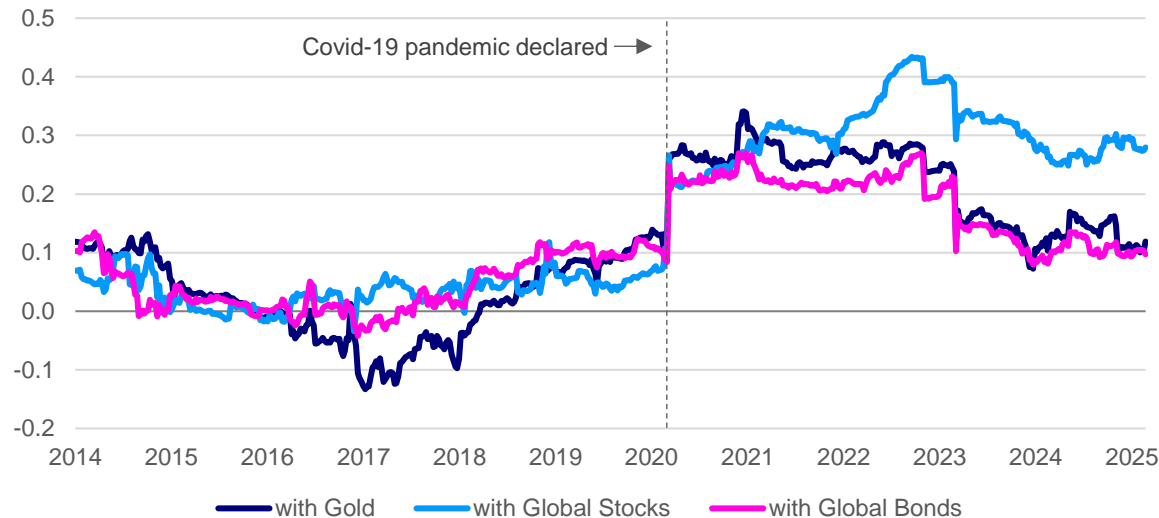
Bitcoin bulls tend to praise the virtues of the asset's uncorrelated returns since its launch in 2009. However, over this timeframe bitcoin had a market cap less than the net worth of many individuals. For example, in 2011 (when many correlation studies begin), its market cap was just \$1.4 million at the start of the year. In 2013, the market cap started the year at \$142 million and reached as high as \$11.9 billion, a level not reached again until the end of 2016. Today's market cap is \$2.1 trillion.

As Bitcoin has grown, it has become more correlated with traditional asset classes. We caution against broad statements about bitcoin's correlations with other assets. Indeed, with bitcoin's inception in 2009 – and its market cap only becoming truly significant in 2017 – we have a limited amount of data with which to draw conclusions.

Since 2020, correlations with other assets have increased—arguably a result of the increasing role of traditional market factors in bitcoin prices.

### Bitcoin correlations have increased since the pandemic

Rolling 3-year correlations of weekly price returns of bitcoin...



Note: US Treasuries = Bloomberg Global Aggregate Bond Index; Global Stocks = MSCI World Index; Gold = spot gold prices per Troy ounce.  
Sources: Bloomberg and Invesco, as of 28 February 2025. See page 46 for index definitions. **Past performance does not guarantee future results.**

# Bitcoin: A store of value?

## The volatility of bitcoin may understate the severity of drawdowns

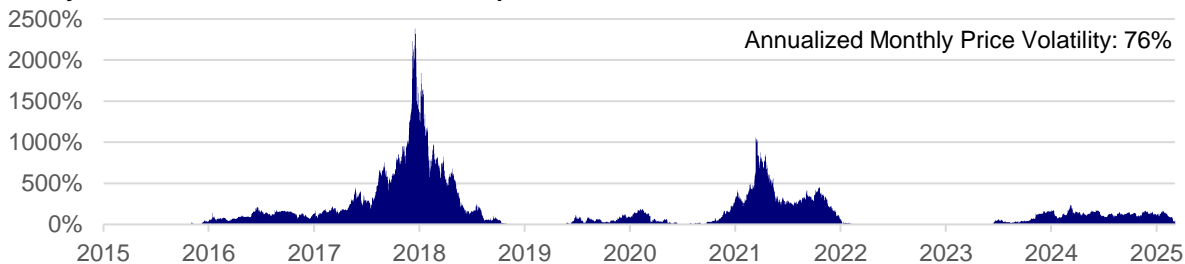
Is bitcoin a viable store of value? To answer this question, we look to price volatility and, in this case, how frequently and at what magnitude it loses value.

Since 2014, US large capitalization equities have had an annualized monthly price volatility of 15.2%, while the same metric for bitcoin was 76.3%. Yet summary measures can fail to tell the whole story. As we explore in the charts on the right, bitcoin drawdowns have frequently wiped out a substantial portion of value, suggesting that bitcoin has frequently failed to be a reliable store of value.

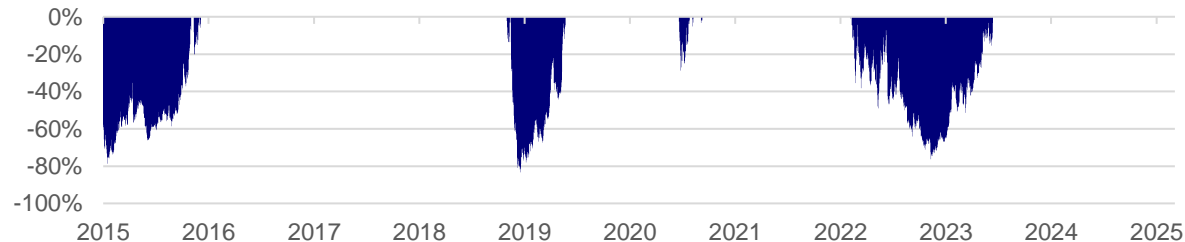
Since percentage changes are not symmetric—in other words, a 50% loss requires a 100% gain to fully offset it—we like to emphasize drawdowns separately from positive returns. In 2014 and 2018, 1-year drawdowns exceeded -80%; in 2022, bitcoin's 1-year returns fell below -72%.

In our view, these drawdowns mean that bitcoin is not for the faint of heart, leading us to question the notion that bitcoin is a store of value.

One-year bitcoin returns when returns are positive



One-year bitcoin returns when returns are negative



Note: Large-cap US equities measured by the S&P 500 Index.

Sources: Bloomberg and Invesco, as of 28 February 2025. **Past performance is no guarantee of future results.** An investment cannot be made directly into an index. Based on *Bitcoin and Portfolio Choice: An Assessment of Bitcoin in Multi-Asset Portfolios*, Invesco Research working paper, February 2024.

# The bitcoin portfolio perspective: rebalancing is essential

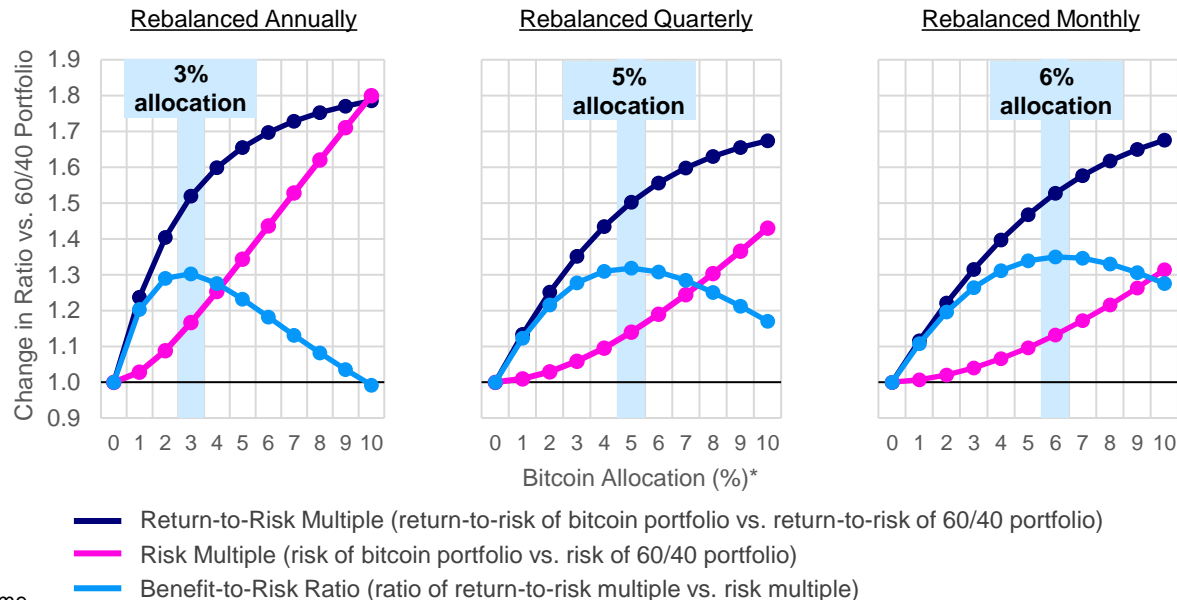
## Bitcoin introduces volatility, but regular rebalancing can help mitigate risk

In reviewing bitcoin in a portfolio context, we used historical data of a diversified portfolio of stocks (60%) and bonds (40%) and evaluated how incremental bitcoin allocations changed the return and risk characteristics of the portfolio.

An important result emerges. Modest bitcoin allocations (1 to 3%) tend to improve return-to-risk outcomes, but they also increase risk. Managing this risk is critical and regular rebalancing can meaningfully contribute to risk management.

In the data on the right, we find different rebalancing frequencies result in substantially different risk outcomes. To assess the benefits of bitcoin allocations, we consider the return-to-risk (as the benefit) and the risk of portfolios with bitcoin in terms of multiples of the same metrics for the initial 60/40 allocation (e.g., a risk multiple of 1.2 indicates an increase in risk of 20%). The benefit-to-risk metric allows us to assess increases in benefits against increases in risk. Maxima are highlighted in light blue.

Comparing historical 60% equity/40% fixed income portfolios with incremental bitcoin allocations



\* Allocation is funded proportionally from equity and fixed income.

“Stocks” are represented by the MSCI All Country World Index, “Bonds” are represented by the Bloomberg Universal Bond Index, and Bitcoin is represented by the Bloomberg Galaxy Bitcoin Index. Returns displayed are total returns. No transaction fees are considered. Risk is measured as the standard deviation of returns. Returns and risk are measured from historical data.

Sources: Bloomberg and Invesco, as of 31 December 2023. For illustrative purposes only. **Past performance is no guarantee of future results.** An investment cannot be made directly into an index. Based on *Bitcoin and Portfolio Choice: An Assessment of Bitcoin in Multi-Asset Portfolios*, Invesco Research working paper, February 2024.

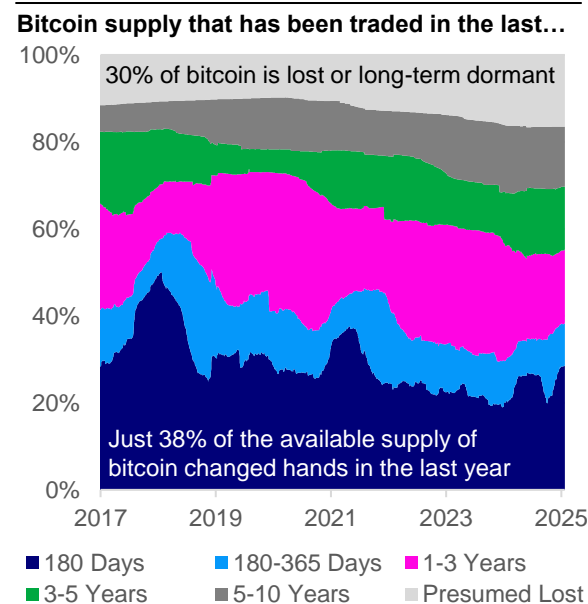
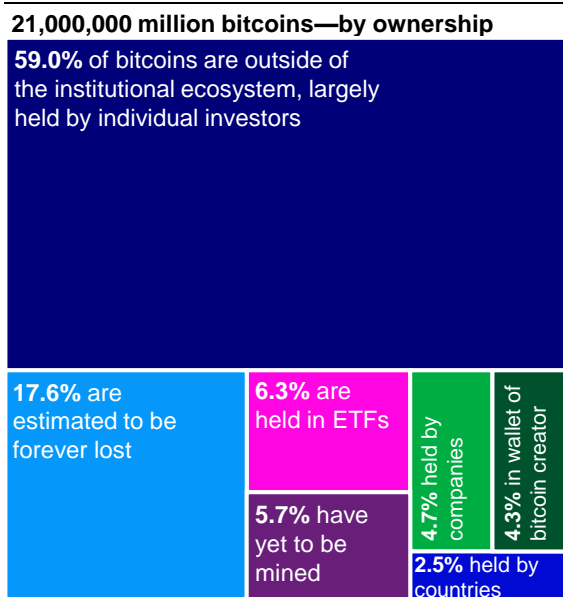
# Bitcoin – The bull case

## The idea: Adoption grows, and narrow supply helps bitcoin prices rise

Our bull case for bitcoin supposes increasing adoption of the cryptocurrency. By design, bitcoin has a limited supply, it is straightforward to draw sky-high price targets after assuming a level of demand. Some comparisons, for example, assume Bitcoin's market capitalization reaches that of gold, from which we can back out the per-coin price target.

Helping bitcoin prices is the fact that so much of bitcoin has been forever lost or is inaccessible. Of the 21 million bitcoins that can possibly be mined, it is estimated that 17.6% are lost forever and 4.3% are locked in the creator's wallet. Moreover, just 38% of bitcoin supply has been actively traded in the last year, a level which has shrunk by about 4 percentage points per year since 2017.

Assuming sustained buying momentum and a gradually increasing number of long-term holders, bitcoin prices may climb higher yet.



Note: "Available supply" is interpreted as 19.8 million bitcoins—the total number of all bitcoins ever mined, including lost bitcoins. "Presumed Lost" is comprised of bitcoins that have either never been traded after being minted or bitcoins that have not been traded for more than 10 years. "Wallet of Satoshi" refers to the original set of wallets created by Satoshi Nakamoto, the pseudonymous author(s) of bitcoin, which never traded after the first few months of bitcoin's original creation. Sources: Bloomberg, BitcoinTreasuries.org, and public filings. As of 23 January 2025. For illustrative purposes only.

# Bitcoin – The bear case

## The idea: If governments deem crypto a threat, they can crack down

No discussion of cryptocurrency is complete without reviewing the regulatory outlook. Regulators have generally been reluctant to encourage use of crypto assets, especially in light of regular crypto market booms and busts. However, the tune is changing. In the US, the Trump administration has pushed for friendlier treatment. In Europe, the Markets in Crypto Assets (MiCA) legislation has provided a formal European Union-wide regulatory framework.

However, all is not solved. Operating across borders raises challenges and complexity in regulatory compliance. Tax treatment of crypto is also highly variable in different countries.

Perhaps most problematic is the potential hostility from monetary policymakers. Part of what gives fiat currencies value is the underlying backstop of that country's institutions. If private decentralized crypto assets were to become significantly large and a threat to the existing regulated financial system, we suspect regulators may seek to restrict their use and confine them to the periphery of the financial world.

Sources: United States Internal Revenue Service, United Kingdom Financial Conduct Authority and His Majesty's Revenue and Customs, European Parliamentary Research Service, and various government agencies. The above is for illustrative purposes only and does not constitute legal or tax advice and is by no means a full summary of the existing regulatory structure. The cryptocurrency regulatory environment is subject to rapid change. Please see the glossary in the Appendix for definitions of terms. Data as of 28 February 2025.

### The regulatory landscape across a selection of economies



#### United States



- Softening SEC stance under Trump administration
- Crypto exchanges are permitted
- AML reporting applies to high value transactions & mining
- "Virtual currency" is treated as property



#### Eurozone



- Markets in Crypto Assets (MiCA) legislation provides EU-wide formalized structure
- EU law imposes AML & counter-terrorist financing rules across borders crypto transactions
- Bitcoin exempt from VAT



#### United Kingdom



- Mining revenues are taxed as income; capital gains also taxed when cryptos sold/ exchanged
- Crypto derivatives and exchange-traded notes (ETNs) are banned for retail investors
- Bitcoin exempt from VAT



#### China



- Trading on exchanges banned
- Initial coin offerings (ICOs) are banned
- Mining is banned



#### Global Outlook

- **29** have banned or restricted cryptocurrencies.
- **100+** currently permit cryptocurrencies with specific guidance for their treatment.



# Other digital assets tend to follow bitcoin

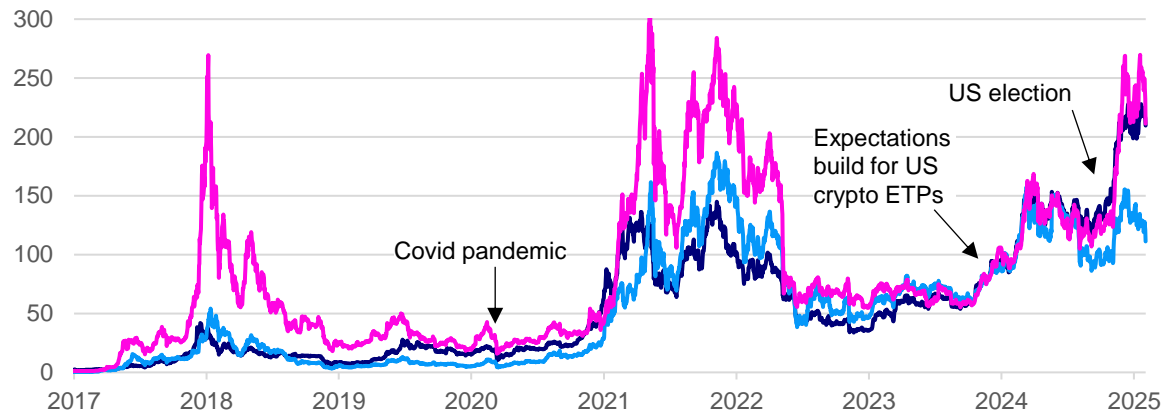
## Altcoins tend to be significantly more volatile than bitcoin

Bitcoin naturally receives the lion's share of attention in discussions of cryptocurrencies. It comprises roughly 60% of crypto market capitalization, is relatively straightforward to understand, and is the most clearly defined by regulators.

Importantly, bitcoin also tends to dominate the price direction of the broader crypto landscape. Indeed, altcoins—any cryptocurrency other than bitcoin—tend to be highly correlated with bitcoin.

In other words, while individual cryptocurrencies have different designs and value propositions, their idiosyncratic pricing is less important than broader crypto market drivers.

**Bitcoin and altcoins** (index, 10 January 2024 = 100)



	Correlation to bitcoin	Annualized volatility
Bitcoin		78.7%
Ether	0.59	140.5%
Altcoins (ex Ether)	0.65	163.9%

\* Altcoins describes any cryptocurrency other than bitcoin.

Note: "All Other Crypto" is a market capitalization-weighted basket of all cryptocurrencies, excluding stablecoins, with a share of total market capitalization greater than 1%. Index at 10 January 2024 is selected to reflect the shifts since the availability of spot bitcoin exchange-traded products in the US. Correlation is measured from January 2017 to January 2025 using monthly data. Sources: Macrobond and Invesco, daily data from 1 January 2017 to 26 February 2025. **Past performance does not guarantee future results.**

# Accessing exposure to digital assets

## From ownership of crypto to exposure to cash flows derived from the ecosystem






Exposure to cryptocurrencies and the ecosystem being developed around them may be an attractive opportunity. The range of exposure methods—from direct ownership of particular cryptocurrencies to broader market approaches—involves varying considerations and trade-offs.

Physical ownership typically provides the most direct exposure to movements in crypto prices at the expense of greater concentration and volatility. In more thinly-traded cryptocurrencies, fears of theft, proper custodianship and liquidity tend to dominate physical ownership considerations.

Derivative products traded on financial markets whose underlying are based on cryptocurrencies tend to fall under existing regulatory frameworks, yet their return structure (especially roll yield) adds a layer of complexity to accessing crypto market exposure.

Finally, the broadest exposure approach is in accessing cash flows resulting from the crypto ecosystem. This is a vast area but one that is perhaps more diversified. The so-called “picks and shovels” approach falls under this bucket as well.

### Methods of exposure to digital assets

	<b>Miners</b>	Companies that support the blockchain in return for digital assets, including bitcoin mining and crypto staking
	<b>Enabling technologies</b>	Exchanges, facilitators, providers of mining rigs or semiconductors
	<b>Cryptocurrency buyers</b>	Companies that hold cryptocurrencies on their balance sheets or use them as treasury assets
	<b>Trusts &amp; ETPs</b>	Open-ended investment products that invest at least 75% of their assets in cryptocurrencies. Availability varies by region
	<b>Blockchain ecosystem</b>	Research and development of blockchain technologies for non-cryptocurrency-related purposes

Sources: Invesco, as of 31 December 2024. For illustrative purposes only.



# Food for thought: Blockchain may be a longer play

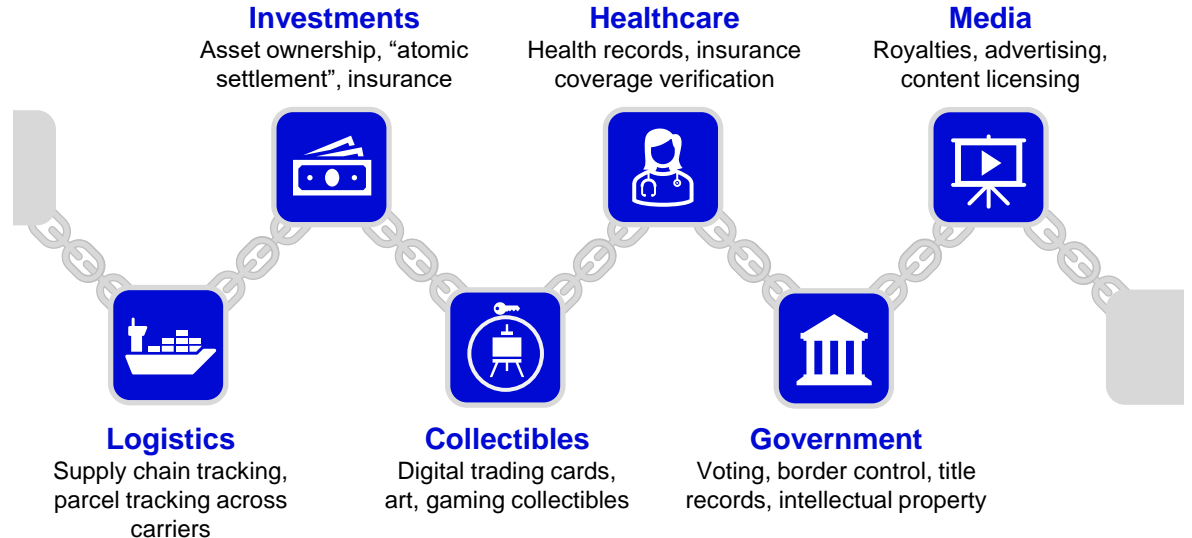
## Distributed ledgers are the basis of more than just digital currencies

Blockchain is a decentralized authority of data, capable of exchanging and passing along data in a secure fashion and only with the permission of the data's owner (as identified by a private key). Use cases of this are not limited to cryptocurrencies.

If we also include smart contracts in this picture, we can see a variety of applications of this database technology which could be disruptive. We view this as an exciting space, as we briefly explore on the right.

While blockchain technology suffers some limitations as we have discussed, there are nevertheless a growing number of businesses that are building products using distributed ledger technology. If you are skeptical of the ups-and-downs of cryptocurrencies, it is still worthwhile to consider the applications of blockchain technology and the ways in which it may disrupt industries and current methods of doing business.

### Examples of blockchain use cases



Source: Invesco. For illustrative purposes only.

# Other assets can exist on a blockchain

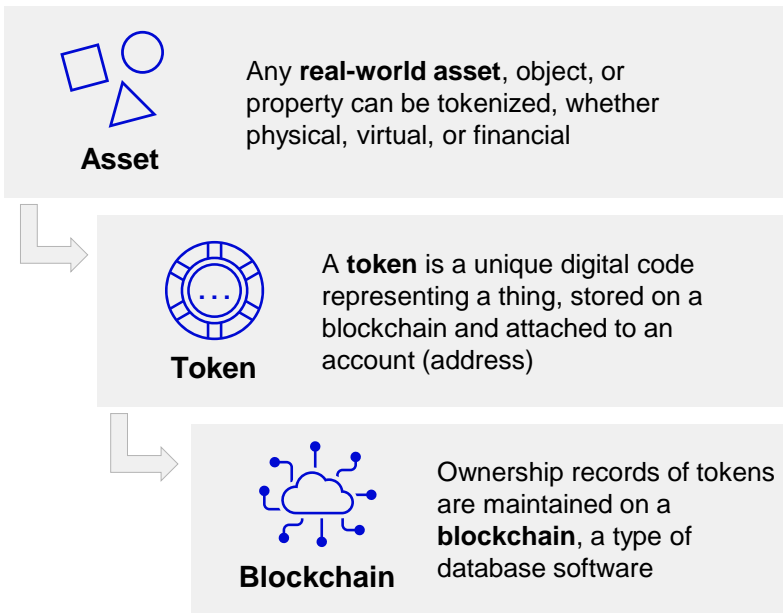
“Tokenized assets” represent a potential area for mainstream use of digital assets

Tokenization is the representation of some real-world asset—whether financial, physical, or virtual—in a digital format. Each token represents a thing. Some tokens are unique, while others are essentially fractional shares. Ownership of these tokens is tracked on blockchains. Virtually every item may be tokenized, including real-world goods, intangibles, and intellectual property.

But why tokenize? Digitally native assets have the potential to transform existing market structure to enable new products and distribution channels, increase operational efficiency and improve governance & regulatory oversight. In the financial world, tokenized assets may help reduce investment minimums, enable more diversified portfolios, and facilitate rapid and cheaper trades.

A study published by Citi estimates that the total value of tokenized assets by 2030 may reach \$4-5 trillion (vs. today's \$18 bn in tokenized assets). We anticipate that all financial assets will eventually move onto some kind of blockchain infrastructure. Every major financial institution has some workstream underway around this topic precisely because of how transformative it may be.

## Tokenization: Bringing assets to a blockchain



## Potential benefits

### Liquidity –

- May facilitate expanded trading, up to 24/7 trading
- May enable lower investment minimums

### Risk –

- Faster or instantaneous settlement should reduce counterparty risk

### Cost –

- Less intermediation and more rapid trades should reduce costs

### Expanded Universe –

- New asset classes may become available by reducing paperwork and ease of access

For illustrative purposes only. There is no guarantee that these views will come to pass.

# Appendix

# Glossary: Common terms in the cryptocurrency world

<b>Cryptocurrency</b>	A non-traditional, digital medium of exchange that uses cryptography to validate and secure transactions, typically through a blockchain. Importantly, some cryptocurrencies vary on this definition.
<b>Bitcoin</b>	The first and most popular cryptocurrency that is a reward for participating in the Bitcoin blockchain network.
<b>Altcoin</b>	Any cryptocurrency other than Bitcoin.
<b>Token</b>	A token is a crypto asset whose underlying value is based on another asset (e.g. gold or a title). This is different from a coin in that a coin's value is not directly related to the value of an underlying asset. Unfortunately, "token" and "coin" are often used interchangeably, perhaps improperly.
<b>Stablecoin</b>	A stablecoin is a cryptocurrency in which its market value is intended to be pegged to another asset, such as US dollars.
<b>Blockchain</b>	A digital ledger maintained by computers worldwide in a decentralized manner, where each "block" is a packet of data.
<b>Mining</b>	Users can participate in a blockchain network by verifying transactions and, in exchange, are rewarded with a particular cryptocurrency in a specified amount.
<b>Wallet</b>	Wallets are where Bitcoin and other cryptocurrencies are, in essence, held for use. Note that wallets facilitate holding cryptocurrencies, whereas an address is specific to each blockchain and is used in transactions, serving as an identity.
<b>Exchanges</b>	Where cryptocurrencies can be transacted with other people or currencies for a fee. <ul style="list-style-type: none"><li>• Decentralized Exchange – Users are matched with buyers/sellers algorithmically. Such exchanges tend to be less liquid compared to centralized exchanges but are generally more secure and involve lower fees.</li><li>• Centralized Exchange – Users create an account with an exchange which typically holds their cryptoassets. These are considered more liquid and regulated, but less secure as the exchange acts as your custodian and can be hacked.</li></ul>

Source: Invesco.

# Glossary: Common terms in the cryptocurrency world

<b>1 “Satoshi”</b>	A unit of measurement equal to one hundred millionth of a single bitcoin (0.00000001 BTC), often abbreviated as SATS.
<b>Initial Coin Offering</b>	An Initial Coin Offering (or ICO) is like an IPO but with digital coins. At the time that they became popular, they required no formal filings but served a similar purpose to equity securities. Today, they are almost non-existent.
<b>Hash</b>	The hash rate is the measuring unit of the processing power of a blockchain network operating with a Proof-of-Work consensus mechanism. It is essentially the number of guesses made per second in attempting to solve a cryptographic puzzle that is part of the mining process in Proof-of-Work cryptocurrencies.
<b>Proof-of-Work (PoW)</b>	A consensus mechanism that powers blockchains without a central party. Miners solve increasingly complex cryptographic problems and are rewarded with an amount of cryptocurrency for finding the correct solution. This process acts as a verification of the blockchain’s integrity. To compensate for the costs involved in this computation, miners sell their earned cryptocurrency. The PoW model is notorious for being massively energy intensive and is most often associated with Bitcoin.
<b>Proof-of-Stake (PoS)</b>	An alternative to PoW, PoS requires that participating miners hold an amount of the cryptocurrency—their “stake”—in order to qualify for the ability to verify blockchain transactions. PoS is significantly less energy intensive than PoW.
<b>Consensus mechanism</b>	A consensus mechanism is required for every implementation of distributed ledger technology. It is the process by which state changes of the ledger are verified and validated by involved parties.

Source: Invesco.

# Glossary: Common terms in the cryptocurrency world

<b>Web 1.0</b>	The first iteration of the Internet. In this era, web applications were simply read-only displays of information, such as a business webpage. Generally, users could not interact with such websites beyond searching for and reading information.
<b>Web 2.0</b>	The second generation of web experiences, commonly referred to as Web 2, was a revolution in the way in which users could interact with a website and web servers. In this case, users could participate and generate content, such as is the case with social media platforms, blogs, wiki pages, and more. It is commonly criticized for the centralization of data structures, where companies with large repositories of data could benefit by keeping such data for its own use and sale.
<b>Web 3.0</b>	Definitions of Web 3 are often nebulous and variable. However, the commonality across definitions and uses of the phrase is an idea of disintermediation of data structures, where decentralization is key. Cryptocurrencies are one expression of this, where no central party or actor governs the use and distribution of data.
<b>Decentralized Finance (DeFi)</b>	As with Web 3, definitions may vary. The general idea of DeFi is to change financial markets and products operated by transparent crypto-based protocols rather than by financial institutions.

Source: Invesco.

# Index Definitions

**S&P 500 Index** is a market capitalization weighted index of the 500 largest domestic U.S. stocks.

**Bloomberg Galaxy Bitcoin Index** seeks to track the spot value of bitcoin in USD.

**MSCI World Index** is designed to measure large and mid market capitalization stocks in developed markets.

**MSCI Emerging Markets Index** is designed to measure large and mid market capitalization stocks in emerging markets.

**Bloomberg US Aggregate Bond Index** is an index designed to capture the performance of US government and corporate bonds.

**Bloomberg Global Aggregate Bond Index** is an index designed to capture the performance of global developed market government and corporate bonds across 27 local currency markets.

Page 33 index definitions:

- **Cash** is represented by the Bloomberg 1-3 Month U.S. Treasury Bill Index, which is designed to track the market for US Treasury bills with 1 to 3 months to maturity.
- **DXY** is an index designed to capture the general international value of the US dollar by averaging a selection of exchange rates between the USD and major world currencies.
- **Int'l (International) Stocks** is represented by the MSCI World excluding US Index, which is designed to measure large and mid market capitalization stocks in developed markets, excluding the United States.
- **EM (Emerging Market) Stocks** is represented by the MSCI Emerging Markets Index, which is designed to measure large and mid market capitalization stocks in emerging markets.
- **Global Gov Bonds** is represented by the FTSE World Government Bond Index (ex-USD) index, which is designed to measure the performance of international developed bonds excluding US dollar denominated bonds.
- **Tsy (Treasury) Bonds (7-10)** is represented by the Bloomberg US Treasury: 7-10 Year Index, which is designed to measure the US dollar-denominated, fixed-rate, nominal debt issued by the US Treasury with 7-10 years to maturity.

- **US IG (Investment Grade)** is represented by the Bloomberg US Aggregate Bond Index, which is designed to measure the performance of investment grade bonds in the United States.
- **US HY (High Yield)** is represented by the Bloomberg US High Yield Bond Index, which is designed to measure the performance of US corporate high yield bonds.
- **Gold** is measured by the gold spot price quoted as US Dollars per Troy Ounce.
- **TIPS** is represented by the Bloomberg US Treasury Inflation Notes Index, which is designed to measure the performance of the US Treasury Inflation Protected Securities (TIPS) market, excluding Federal Reserve holdings.
- **Commodities** are represented by the Bloomberg Commodity Index, which uses futures contracts to reflect the returns on a basket of diversified commodities investments.
- **Oil** is represented by the West Texas Intermediate spot price in US dollar terms.
- **US REITs (Real Estate Investment Trusts)** are represented by the FTSE NAREIT All Equity REITS Total Return Index, which seeks to measure all tax qualified REITs listed in the NYSE, AMEX, and NASDAQ National Market.
- **REITs ex. US** are measured by the FTSE EPRA/NAREIT Developed ex US Index, which is a market capitalization weighted index designed to measure the performance of real estate investment trusts in developed markets, excluding the United States.

Indices are unmanaged and cannot be purchased directly by investors. Index performance is shown for illustrative purposes only and does not predict or depict the performance of any investment. **Past performance does not guarantee future results.**

# Disclosures

The value of investments and any income will fluctuate (this may partly be the result of exchange rate fluctuations) and investors may not get back the full amount invested.

“ETH diamond (glyph)” by the Ethereum Foundation is licensed under Creative Commons attribution 3.0. Original source: <https://ethereum.org/en/assets/#brand>. The image color was adjusted to white on pages 1 and 26, and to blue on page 37. The use of the ETH diamond (glyph) logo is not intended to convey endorsement by the Ethereum Foundation.

The Litecoin logo (an L with a slash through it) is available under the MIT license: Permission is hereby granted, free of charge, to any person obtaining a copy of this software and associated documentation files (the "Software"), to deal in the Software without restriction, including without limitation the rights to use, copy, modify, merge, publish, distribute, sublicense, and/or sell copies of the Software, and to permit persons to whom the Software is furnished to do so, subject to the following conditions: The above copyright notice and this permission notice shall be included in all copies or substantial portions of the Software. The license details are available at: <https://opensource.org/licenses/MIT>

This is marketing material and not financial advice. It is not intended as a recommendation to buy or sell any particular asset class, security or strategy. Regulatory requirements that require impartiality of investment/investment strategy recommendations are therefore not applicable nor are any prohibitions to trade before publication. All material presented is compiled from sources believed to be reliable and current, but accuracy cannot be guaranteed. This is not to be construed as an offer to buy or sell any financial instruments and should not be relied upon as the sole factor in an investment making decision. As with all investments there are associated inherent risks. This should not be considered a recommendation to purchase any investment product. This does not constitute a recommendation of any investment strategy for a particular investor. Investors should consult a financial professional before making any investment decisions if they are uncertain whether an investment is suitable for them. Please obtain and review all financial material carefully before investing. Past performance is not indicative of future results. Views and opinions are based on current market conditions and are subject to change.

This document may not be reproduced or used for any other purpose, nor be furnished to any other person other than those to whom copies have been sent. Nothing in this document should be considered investment advice or investment marketing as defined in the Regulation of Investment Advice, Investment Marketing and Portfolio Management Law, 1995 (“the Investment Advice Law”). Neither Invesco Ltd. Nor its subsidiaries are licensed under the Investment Advice Law, nor does it carry the insurance as required of a licensee thereunder.

Asset management services are provided by Invesco in accordance with appropriate local legislation and regulations.

By accepting this document, you consent to communicate with us in English, unless you inform us otherwise.



## Investment Risks

Investing in cryptocurrencies is high risk. Cryptocurrencies do not have any intrinsic value and may become worthless. Cryptocurrencies are subject to extreme price volatility and the price of cryptocurrency can be affected by factors such as global or regional political conditions and regulatory or judicial events.

# Important Information

This document is intended only for investors in Hong Kong, for Institutional Investors and/or Accredited Investors in Singapore, for certain specific sovereign wealth funds and/or Qualified Domestic Institutional Investors approved by local regulators only in the People's Republic of China, for certain specific Qualified Institutions and/or Sophisticated Investors only in Taiwan, for Qualified Professional Investors in Korea, for certain specific institutional investors in Brunei, for Qualified Institutional Investors and/or certain specific institutional investors in Thailand, for certain specific institutional investors in Malaysia upon request, for certain specific institutional investors in Indonesia and for qualified buyers in Philippines for informational purposes only. This document is not an offering of a financial product and should not be distributed to retail clients who are resident in jurisdiction where its distribution is not authorized or is unlawful. Circulation, disclosure, or dissemination of all or any part of this document to any unauthorized person is prohibited.

This document may contain statements that are not purely historical in nature but are "forward-looking statements," which are based on certain assumptions of future events. Forward-looking statements are based on information available on the date hereof, and Invesco does not assume any duty to update any forward-looking statement. Actual events may differ from those assumed. There can be no assurance that forward-looking statements, including any projected returns, will materialize or that actual market conditions and/or performance results will not be materially different or worse than those presented.

All material presented is compiled from sources believed to be reliable and current, but accuracy cannot be guaranteed. Investment involves risk. Please review all financial material carefully before investing. The opinions expressed are based on current market conditions and are subject to change without notice. These opinions may differ from those of other Invesco investment professionals.

The distribution and offering of this document in certain jurisdictions may be restricted by law. Persons into whose possession this marketing material may come are required to inform themselves about and to comply with any relevant restrictions. This does not constitute an offer or solicitation by anyone in any jurisdiction in which such an offer is not authorised or to any person to whom it is unlawful to make such an offer or solicitation.

This document is issued in the following countries:

- in Hong Kong by Invesco Hong Kong Limited 景順投資管理有限公司, 45/F, Jardine House, 1 Connaught Place, Central, Hong Kong.
- in Singapore by Invesco Asset Management Singapore Ltd., 9 Raffles Place, #18-01 Republic Plaza, Singapore 048619.
- in Taiwan by Invesco Taiwan Limited, 22F, No.1, Songzhi Road, Taipei 11047, Taiwan (0800-045-066). **Invesco Taiwan Limited is operated and managed independently.**