

## WhatsApp Reporting Guidance

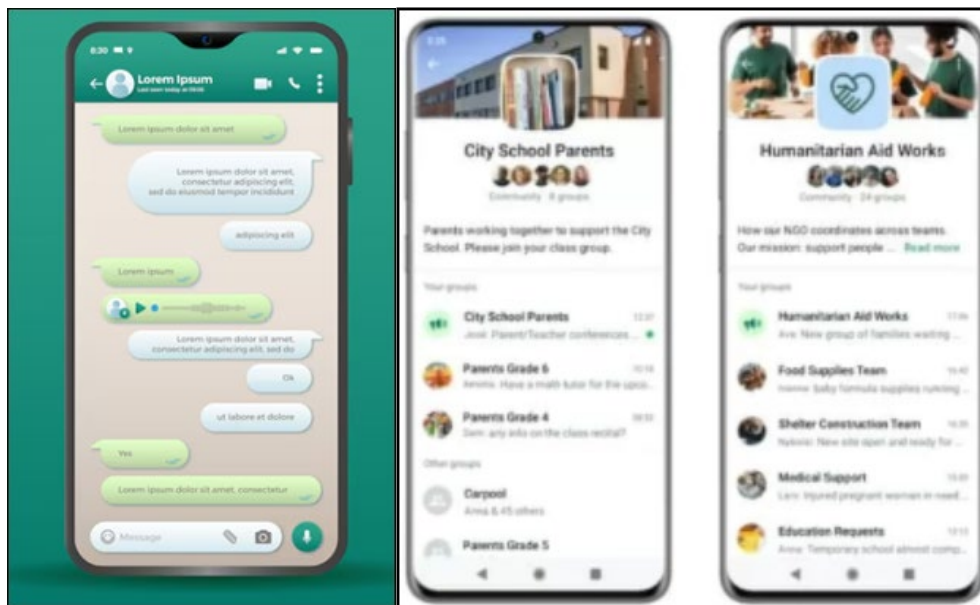
Invesco is aware of the existence of fraudulent schemes where individuals represent themselves as Invesco personnel via email, text message, or phone communication. We are sorry that you had this experience.

We highly recommend that you have **no further contact** with any individuals associated with this scam and **do not send them personal information or money** under any circumstances.

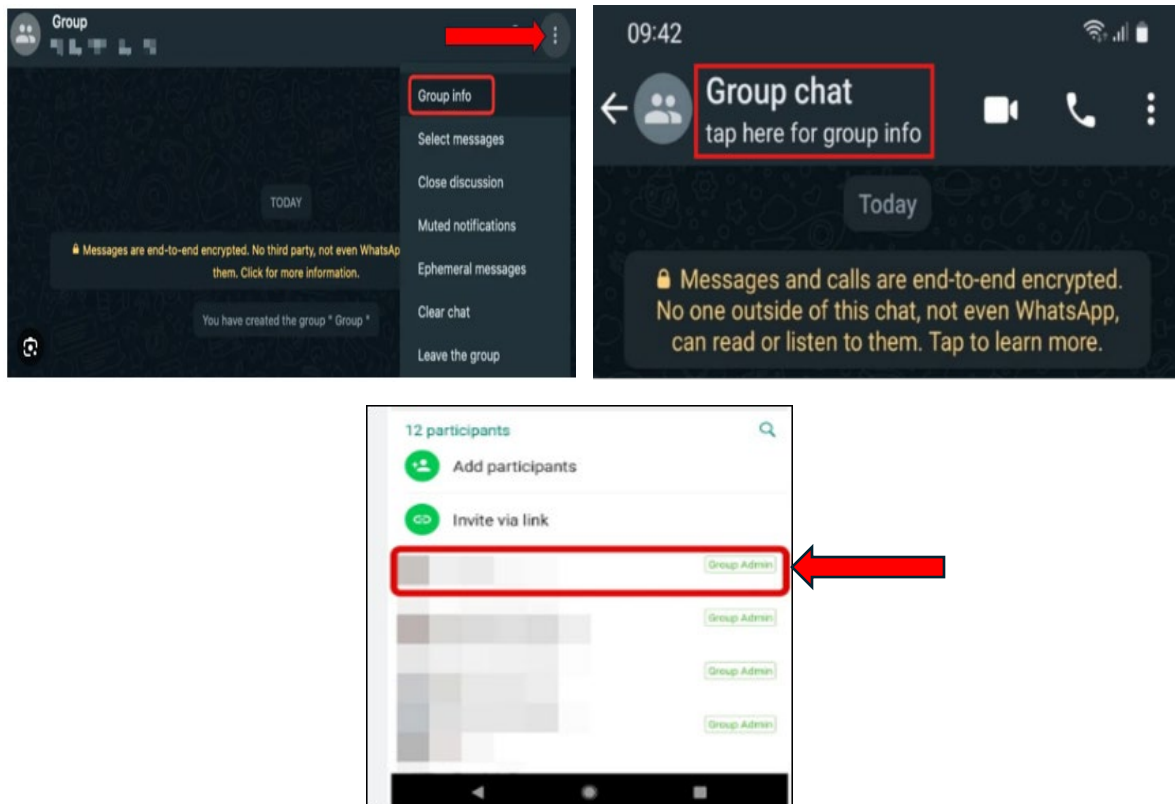
We are taking this matter seriously and are working to shut down any associated entities.

## Collecting information

If available, please send any screenshots of messages exchanged via WhatsApp **that include the profile and associated phone number or group name and description** to Invesco.



If there is an associated WhatsApp group, please provide any screenshots of the group admins and associated phone numbers which can be accessed here:



If you received any emails, please send as an attachment as it will provide important information that will assist us in our efforts. The attached document (“How to Forward an Email as an Attachment”) will help you send the message based on your email provider.

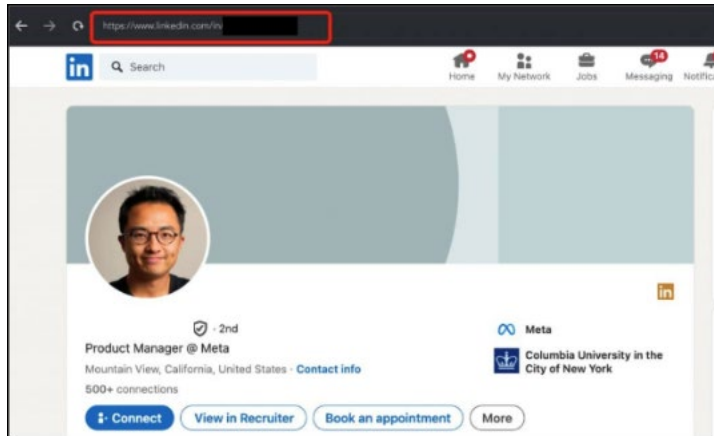
## Self-Reporting to WhatsApp

You may also self-report a profile and/or group to WhatsApp. Please see instructions from WhatsApp for multiple operating systems:

- Report a Profile: [https://faq.whatsapp.com/1142481766359885/?helpref=uf\\_share](https://faq.whatsapp.com/1142481766359885/?helpref=uf_share)
- Report a Group: [https://faq.whatsapp.com/841324506880320/?helpref=uf\\_share](https://faq.whatsapp.com/841324506880320/?helpref=uf_share)

## LinkedIn Reporting Guidance

Please send any screenshots of the LinkedIn profile **that include the profile and associated URL** to Invesco.



## Self-Reporting to LinkedIn

Please see the instructions from LinkedIn for desktops and mobile devices:

- How to report a fake LinkedIn profile:

<https://www.linkedin.com/help/linkedin/answer/a1338436>

Desktop   Mobile

- 1 Click the **More** button or the **⋮ More** icon on the member's profile.
- 2 Click **Report / Block**.
- 3 Select **Report [member's name]** or **entire account** on the **Report or block** pop-up window.
- 4 Select **This person is impersonating someone** or **This account is not a real person** on the **Report this profile** pop-up window.
- 5 Select **Submit report**.

Desktop **Mobile**

- 1 Tap the **More** button or the **⋮ More** icon on the member's profile.
- 2 Tap **Report or block**.
- 3 Tap **Report [member's name] or entire account** in the **Report or block** pop-up window.
- 4 Tap **This person is impersonating someone** or **This account is not a real person** on the **Report this profile** pop-up window.
- 5 Tap **Submit report**.

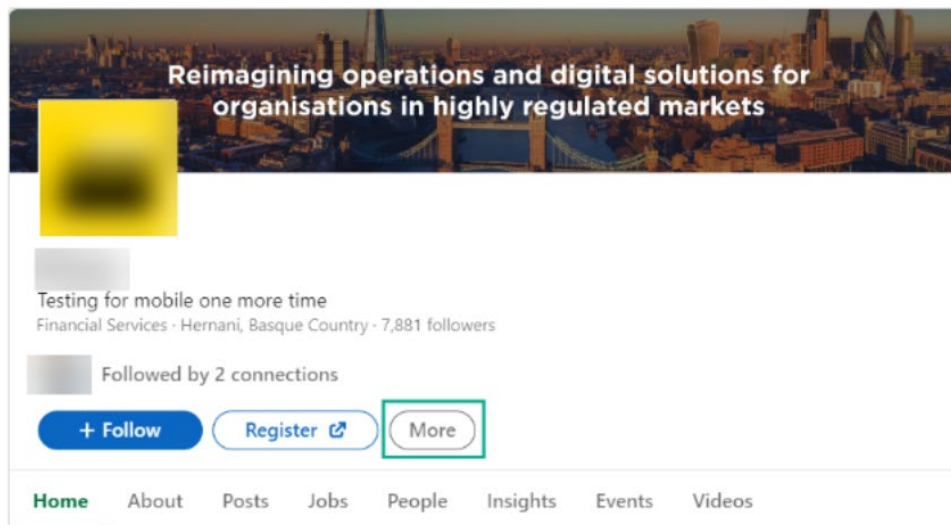
- How to report a LinkedIn page:

<https://www.linkedin.com/help/linkedin/answer/a554291>

**Desktop** iOS

To report a LinkedIn Page:

- 1 Go to the organization's Page. From the **Home** tab, click the **More** button.



- 2 Click **Report abuse**.
- 3 Select an option.
- 4 Select the appropriate option and click **Submit**.