

European ETF Snapshot

September 2025

Summer break 2025 – it's been a hot one!

July and August was a particularly heated period in more ways than one. Outside of actual temperatures, equity markets were recording new all-time highs and the tension between the Fed and US administration appeared to be nearing breaking point. Find out how ETF investors are positioning their portfolios.

What to focus on this month

Has the US Dollar moved from being a diversifier to a risk driver in 2025? We look at the changing nature of the US Dollar and explore different ways to position for the dollar weakness.

1

Putting cash to work

For portfolios retaining a large cash allocation, it's worth making it work harder

2

What's the alternative?

Consider diversifying away from the US dollar with gold, silver and bitcoin

3

Currency hedging

USD weakness could make currency-hedged ETFs worth considering for US assets



Investment Risks

For complete information on risks, refer to the legal documents. The value of investments and any income will fluctuate (this may partly be the result of exchange rate fluctuations) and investors may not get back the full amount invested.

Invesco EUR AAA CLO UCITS ETF and Invesco USD AAA CLO UCITS ETF

The creditworthiness of the debt the Fund is exposed to may weaken and result in fluctuations in the value of the Fund. There is no guarantee the issuers of debt will repay the interest and capital on the redemption date. The risk is higher when the Fund is exposed to high yield debt securities. Changes in interest rates will result in fluctuations in the value of the Fund. It may be difficult for the Fund to buy or sell certain instruments in stressed market conditions. Consequently, the price obtained when selling such instruments may be lower than under normal market conditions. Highly rated tranches of CLO Debt Securities may be downgraded, and in stressed market environments even highly rated tranches of CLO Debt Securities may experience losses due to defaults in the underlying loan collateral, the disappearance of the subordinated/equity tranches, market anticipation of defaults, as well as negative market sentiment with respect to CLO securities as an asset class.

Invesco BulletShares Corporate Bond UCITS ETFs:

The creditworthiness of the debt the Fund is exposed to may weaken and result in fluctuations in the value of the Fund. There is no guarantee the issuers of debt will repay the interest and capital on the redemption date. The risk is higher when the Fund is exposed to high yield debt securities. Changes in interest rates will result in fluctuations in the value of the fund. The Fund may be exposed to the risk of the borrower defaulting on its obligation to return the securities at the end of the loan period and of being unable to sell the collateral provided to it if the borrower defaults. The Fund intends to invest in securities of issuers that manage their ESG exposures better relative to their peers. This may affect the Fund's exposure to certain issuers and cause the Fund to forego certain investment opportunities. The Fund may perform differently to other funds, including underperforming other funds that do not seek to invest in securities of issuers based on their ESG ratings. It may be difficult for the Fund to buy or sell certain instruments in stressed market conditions. Consequently, the price obtained when selling such instruments may be lower than under normal market conditions. The Fund is invested in a particular geographical region, which might result in greater fluctuations in the value of the Fund than for a fund with a broader geographical investment mandate. The term of the Fund is limited. The Fund will be terminated on the Maturity Date. During the Maturity Year, as the corporate bonds held by the Fund mature and the Fund's portfolio transitions to cash and Treasury Securities, the Fund's yield will generally tend to move toward the yield of cash and Treasury Securities and thus may be lower than the yields of the corporate bonds previously held by the Fund and/or prevailing yields for corporate bonds in the market. The issuers of debt securities (especially those issued at high interest rates) may repay principal before the maturity of such debt securities. This may result in losses to the

Fund on debt securities purchased at a premium. The Fund may be terminated in certain circumstances which are summarised in the section of the Prospectus titled "Termination".

Invesco Physical Gold ETC and Invesco Physical Silver ETC

Instruments providing exposure to commodities are generally considered to be high risk which means there is a greater risk of large fluctuations in the value of the instrument. If the issuer cannot pay the specified return, the proceeds from the sale of the precious metal will be used to repay investors. Investors will have no claim on the other assets of the issuer.

Invesco Physical Bitcoin

Investing in cryptocurrencies is high risk. You should only invest in this product if you understand the risks associated with it. Any decision to invest should be based on the information contained in the relevant prospectus. Prospective investors should consult their professional advisers to ascertain the suitability of this product as an investment to their own circumstances. Investment Risk: The value of the product depends on the performance of the underlying investment. Cryptocurrencies do not have any intrinsic value and may become worthless. Volatility Risk: Cryptocurrencies are subject to extreme price volatility as evidenced by the large daily movements in the price of Bitcoin since its inception. Cryptocurrency markets do not close and so sudden price swings could occur at any time. Risk of Hacking: A hack of a depositary wallet could result in the loss of the main body of the underlying cryptoassets backing one or more series of certificates. Such a hack could result in a loss of value of the certificates for all the certificateholders of the affected series. Certificateholders of the affected series would risk losing their entire investment. Liquidity Risk: The product may be adversely affected by a decrease in market liquidity which may impair the ability to exchange cryptocurrencies into fiat currencies. Regulation Risk in the Market of Cryptocurrencies: The price of cryptocurrency can be affected by factors such as global or regional political conditions and regulatory or judicial events.

European ETF Snapshot

Summer break 2025 – it's been a hot one

ETF Flows Highlights

- US\$62.3 bn of net inflows in July-August took year-to-date NNA to US\$226.5 bn
- Global Equities maintained top spot over the two months but demand for US Equities was greatest in August
- Cash Management exposure continued to dominate fixed income flows, and investors showed a preference for credit risk over duration

European ETF Industry Trends

Welcome back after the summer. Markets spent much of that break breaking records. In the US, both the S&P 500 and the more tech-heavy Nasdaq-100 set new all-time highs in August. Interestingly, so did perceived havens such as Bitcoin (and gold would follow suit shortly after the month drew to a close).

Part of gold's ongoing allure is being stoked by the tension between the US administration and the Fed, which heated up over the summer months. However, as the US labour market shows signs of softening, we now anticipate the first rate cut of 2025 should be at the Fed's September meeting. The US Dollar firmed from the three-year low where it began July, but we believe the greenback could see more weakness in the months ahead. We explore the role of the USD on page 5.

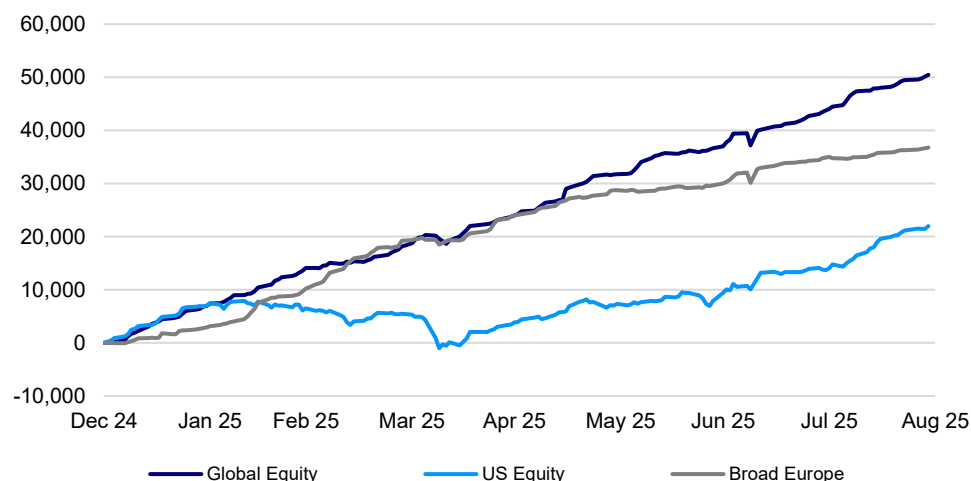
Turning to the European ETF market, net flows in July (US\$30.8bn) and August (US\$31.6bn) marked the first time since February that flows have exceeded US\$30bn. Over the two months 74% of the flows went into equities. US beta exposures were the most popular equity funds in August after playing second fiddle to Global Equities in July and as they have for most of the year. Global Equity flows nonetheless remained consistently strong in both months, partly a reflection of their popularity among long-term monthly savers.

Emerging Market Equities also picked up over the period, as did demand for Thematics, with Defense and AI among the most popular themes. Outside of equity categories, flows into fixed income and commodities (primarily precious metals) were also strongly positive with both asset classes gathering pace in August.

Cash Management continued to dominate fixed income flows, but we also saw a pick-up in demand for IG credit and High Yield. Government bonds remained largely out of favour albeit still with positive flows. These flow patterns suggest a preference among investors for credit risk over duration.

US Equity demand recovering from tariff-related fears and as indices hit new highs

Year-to-date net inflows into Global, US and Broad Europe UCITS ETFs



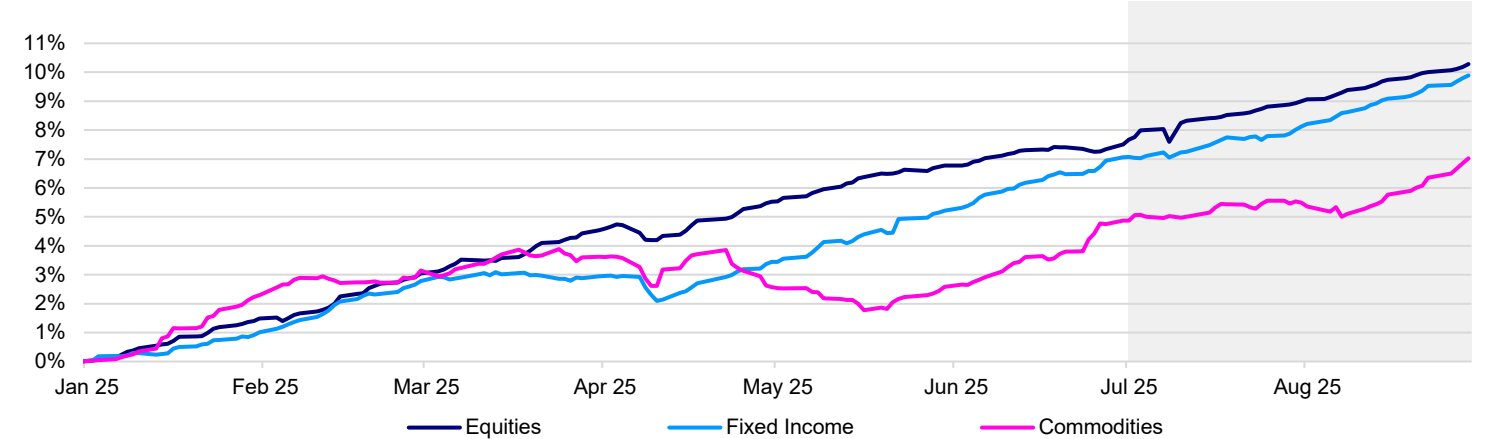
Source: Bloomberg, Invesco, as at 31 Aug 2025.

AUM & Flows by Asset Class (US\$bn)

Asset Class	AUM	YTD NNA	Jul & Aug NNA	Jul & Aug % Market Moves
Equity	2,077	169.7	45.9	3.3%
Fixed Income	583	47.6	13.6	-0.1%
Commodity	178	9.2	2.8	4.1%
Other	28	2.0	0.2	14.1%
Total	2,866	226.5	62.3	2.7%

Source: Invesco using Bloomberg data on EMEA-domiciled products as a proxy, based on percentage change in AUM excluding the impact of NNA during the period. NNA = net new assets.

ETF YTD NNA by Asset Class (as a percentage of end of 2024 AUM)



Source: Invesco, Bloomberg, as at 29 August 2025. All figures in USD. The shaded area covers the months of July and August 2025.

Top 10 ETF Inflows / Outflows by Category July & August (US\$bn)

Top 10 category inflows

Category	NNA (\$bn)	AUM
■ Global Equity	13.5	468
■ US Equity	12.6	635
■ Emerging Markets Equity	4.6	127
■ Cash Management	4.0	64
■ Thematic	3.7	88
■ Europe Equity	3.3	132
■ Precious Metals	2.6	157
■ EMU Equity	2.4	92
■ Global ex US Equity	2.2	6
■ High Yield	2.0	40

Top 10 category outflows

Category	NNA (\$bn)	AUM
■ Euro Govies	-1.0	76
■ Japan Equity	-0.6	55
■ Switzerland Equity	-0.6	32
■ China Equity	-0.5	18
■ China Bond	-0.3	2
■ Govt Global	-0.2	12
■ Sweden Equity	-0.2	4
■ France Equity	-0.1	6
■ MDB	-0.1	2
■ APAC Equity	-0.1	2

■ Equities ■ Fixed Income ■ Commodities

Source: Bloomberg, Invesco; European ETF flows as at 29 August 2025.



The USD has shifted from a return driver and diversifier to a risk in 2025

The changing nature of the US Dollar

The US dollar is no longer the haven of choice. The US administration's actions are undermining confidence in US institutions and making the US less attractive to foreign capital. The USD has weakened this year but likely could weaken further in the coming years.

From a diversifier to a risk driver

Since 2008 the USD has tended to provide investors with a source of return and a means of hedging a range of risks. Historically, the USD has appreciated strongly as US assets sucked in capital from foreign investors and when negative shocks hit markets or the economy the USD tended to strengthen as it was seen as a haven asset.

No longer. The US administration has hinted, if not explicitly stated, that it wants to see a weaker USD. The USD as measured by DXY has fallen more than 10% from its January high. There are good reasons to think this is just the start of more prolonged weakness in the USD.

Even after a meaningful fall in 2025 we still see the USD as richly valued and it has only gone a small way to unwind the gains seen since 2008.

After years of buying US assets, positions there are elevated, and little has been done in 2025 to reduce those positions. For the USD to rise it needs to attract foreign capital. The broad trade war the US is fighting and the threats (even if thus far not followed through on) to tax foreign investors differently, means foreigners are looking to alternative regions to deploy their capital. A change in fiscal picture in Europe means there are more opportunities outside of the US today than in previous years.

Further, FX hedging of US exposure held by foreign investors would put further downward

pressure on the USD.

The actions taken to challenge the independence of the Federal Reserve, the BLS, and generally challenge historical norms means investors are, understandably, questioning the USD's haven status and the US as a destination for their capital. The administration's attacks on Fed Chair Powell and more recently Governor Lisa Cook clearly show the administration is gunning for greater control over monetary policy. Political control over the Fed risks higher structural inflation, high long-term rates, steeper rates curves, and a weaker USD.

If these views prove correct, they have profound consequences for investors.

If the USD is no longer as negatively correlated to risk assets, portfolios will not be as well diversified as in the past. Alternative diversifiers of risk will need to be sought.

The second natural consequence is that foreign investors in US assets now face an FX headwind. Investors outside the US would not have been well served hedging USD exposure in recent years but they should now consider whether they should reduce their US exposure or hedge the exposure they have through alternatives to the USD.

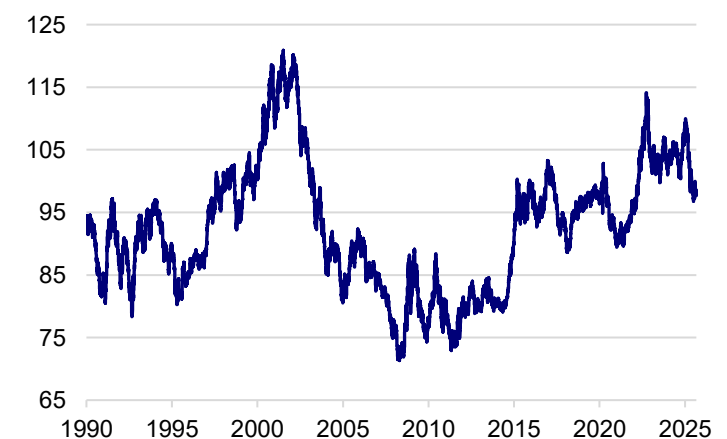
The challenge to the weaker USD argument is that the AI story dominates as companies continue to attract global investors which would necessitate buying of the USD from a capital flow perspective (if held unhedged).

USD has weakened substantially under current administration
DXY (USD Index) over the past 12 months



Source: Bloomberg, Invesco, as of 31 August 2025.

USD isn't necessarily 'cheap' in longer-term context
DXY (USD index) since 1990



Source: Bloomberg, Invesco, as of 31 August 2025



Consider cash alternatives to enhance your returns:

- Invesco EUR AAA CLO UCITS ETFs
- Invesco USD AAA CLO UCITS ETFs

Investments in these funds are an acquisition of units in either an actively managed fund or a passively managed, index tracking fund rather than in the underlying assets owned by the funds.

Invesco AAA CLO UCITS ETFs are only suitable for professional and advanced private investors. For further details, please consult the Fund's supplement.

1 Putting cash to work

Cash management ETFs have seen strong inflows in 2025 as investors look to be keeping some of their powder dry. We highlight some compelling alternatives for investors to consider if they want their cash allocation to work that little bit harder.

Cash (management) is still king

Should the Fed cut rates, as is now looking more likely in September, short rates will come lower. It is not clear however that will lead to lower long end rates. Therefore, investors should be wary of adding duration to their portfolios even in a rate cutting cycle.

We believe rates curves are likely to steepen and term premia to expand. ETF flow data from the past two months would suggest that yield-seeking fixed income investors are generally preferring to take on credit risk through an allocation to IG or High Yield rather than increasing duration.

We also believe that investors who are maintaining outsized cash allocations in their portfolios may want to consider putting some of it to work. Cash management ETFs include overnight return and other ultra-short exposures and have been the fixed income segment gathering the most assets this year, with US\$16.6 bn of NNA YTD including US\$4 bn in the past two months.

Taking cash-tiering to the next level

The portion of cash currently held in portfolios that is surplus to near-term liabilities can be invested in other fixed income ETFs for improved risk-adjusted returns. In this respect, allocations to fixed-maturity bond ETFs (see page 7) or to AAA CLOs can be useful complements to cash management holdings.

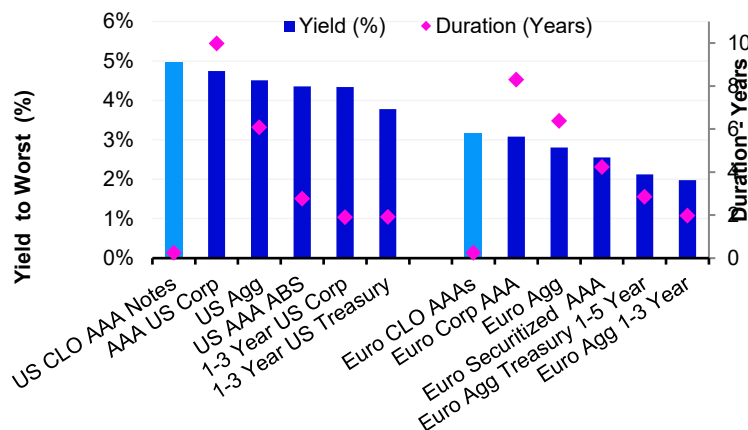
CLOs (collateralised loan obligations) are diversified pools of primarily senior secured loans. This market has more than doubled in the past five years and now boasts US\$1.3 trillion of assets, with approximately 60% in the highest rated AAA CLOs. Demand for ETFs providing targeted exposure to this specific segment has surged in the US in recent years and is now taking off through the launch of UCITS ETFs.

AAA CLOs offer an attractive level of income relative to other highly rated asset classes as well as having low very low duration and low correlation to traditional fixed income assets.

The **Invesco USD AAA CLO UCITS ETF** and **Invesco EUR AAA CLO UCITS ETF** are both actively managed, leveraging the expertise of our global Private Credit team with more than 30 years' experience in managing senior loans and around US\$46 bn of assets globally.

Attractive income and low duration

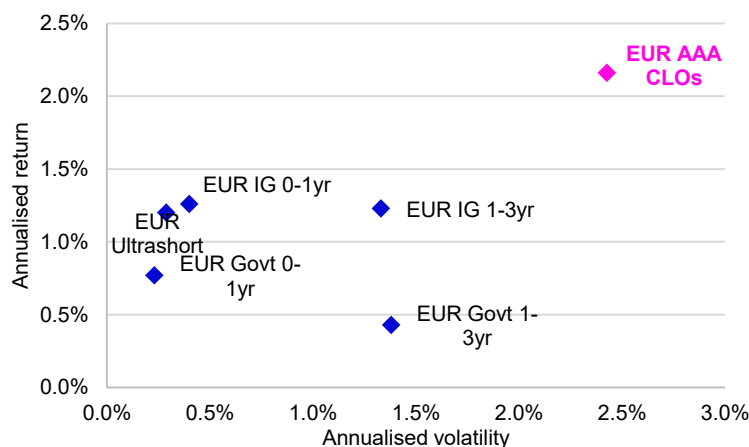
AAA CLOs versus other highly rated fixed income assets



Source: Bloomberg, Invesco, as of 30 June 2025.

Attractive risk-return profile

EUR CLOs versus traditional short duration bonds



Source: Bloomberg, Invesco, as of 30 June 2025.



Tailoring your bond portfolio with Invesco BulletShares UCITS ETFs

An investment in these funds is an acquisition of units either in a passively managed, index tracking fund or an actively managed fund, rather than in the underlying assets owned by the funds.

BulletShares ETFs

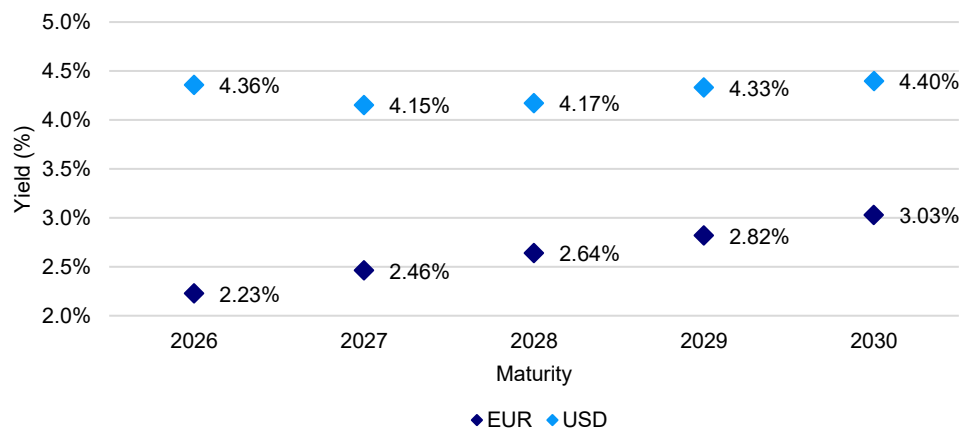
The precision of bonds. The advantages of ETFs.

BulletShares ETFs are uniquely designed to hold bonds until their effective maturity dates, which offer a myriad of investor use cases. BulletShares can help insulate investors from interest rate volatility and provide greater visibility to future total return expectations within an asset allocation. Additionally, BulletShares ETFs can provide investors the ability to effectively implement bond ladders into portfolios – an effective strategy in an uncertain rate environment as it enables investors to potentially lock in higher yields, while mitigating the negative impacts of rate uncertainty within a fixed income portfolio.

With central banks now cutting rates and signaling further reductions, investors may start to look at extending duration and locking in current yields. This can easily be done with **Invesco BulletShares UCITS ETFs**. These ETFs can help insulate investors from interest rate volatility, as long-term yields are less impacted by future rate movements. Additionally, BulletShares can provide greater visibility to future total return expectations, with the ETF's yield at the time of investment being a good indicator of the expected annualised return if held to maturity.

BulletShares offers targeted exposure to specific maturities

Yield vs. Maturity



BulletShares ETF Characteristics

Investment Grade Corporate Bonds

	ETF	Yield to Worst (%)	Effective Duration (years)	Weighted Average Life (years)	Spread (OAS in bps)	Average Rating
EUR	BulletShares 2026 EUR Corporate Bond UCITS ETF	2.23%	0.78	0.81	31	A-
	BulletShares 2027 EUR Corporate Bond UCITS ETF	2.46%	1.71	1.79	52	A-
	BulletShares 2028 EUR Corporate Bond UCITS ETF	2.64%	2.66	2.79	62	A-
	BulletShares 2029 EUR Corporate Bond UCITS ETF	2.82%	3.57	3.79	71	A-
	BulletShares 2030 EUR Corporate Bond UCITS ETF	3.03%	4.37	4.75	80	A-
USD	BulletShares 2026 USD Corporate Bond UCITS ETF	4.36%	0.73	0.80	33	A-
	BulletShares 2027 USD Corporate Bond UCITS ETF	4.15%	1.62	1.77	42	A-
	BulletShares 2028 USD Corporate Bond UCITS ETF	4.17%	2.48	2.77	51	A-
	BulletShares 2029 USD Corporate Bond UCITS ETF	4.33%	3.37	3.79	66	BBB+
	BulletShares 2030 USD Corporate Bond UCITS ETF	4.40%	4.19	4.71	67	A-

Source: Invesco, Bloomberg, as of 29 August 2025. Yields represented by yield to worst.

2

What's the alternative?

With the USD no longer the haven of choice, investors and central banks may wish to look for other, perhaps non-fiat assets to diversify their portfolios.



Diversify away from the US dollar into alternative assets:

- Invesco Physical Gold ETC
- Invesco Physical Silver ETC
- Invesco Physical Bitcoin

Gold, silver and Bitcoin are seeing demand

Gold has long been a go-to-asset in times of uncertainty, and central bank demand for the yellow metal has been strong for several years now. ETF demand has been missing for much of that time but has recently started to improve. Flows into physical gold and other precious metal ETCs have accelerated in Europe over the summer including more than US\$2.5 bn of NNA in July and August.

The current backdrop favours further gains in the gold price in our view. Gold has shown itself to be one of the best means of hedging macro and geopolitical risks in 2025 and inflation over longer horizons.

But gold has run a long way (setting a record high at the time of writing) and some are asking if there are other assets that could be added. Silver is a logical alternative. As the chart on the left illustrates, gold has recently traded at more than 100x that of the silver price, with the ratio very wide compared to historical norms. The Gold-Silver ratio has now started to narrow but remains elevated.

Invesco ETCs provide investors with some of the lowest overall costs of owning precious metals. The **Invesco Physical Gold ETC** and **Invesco Physical Silver ETC** both have long-term track records of delivering efficient tracking of the LBMA Gold and Silver prices respectively, with the ETCs holding bullion

stored securely in London bank vaults.

With US\$23.7 bn of assets, the Invesco Physical Gold ETC is also one of the largest precious metal ETCs in Europe.

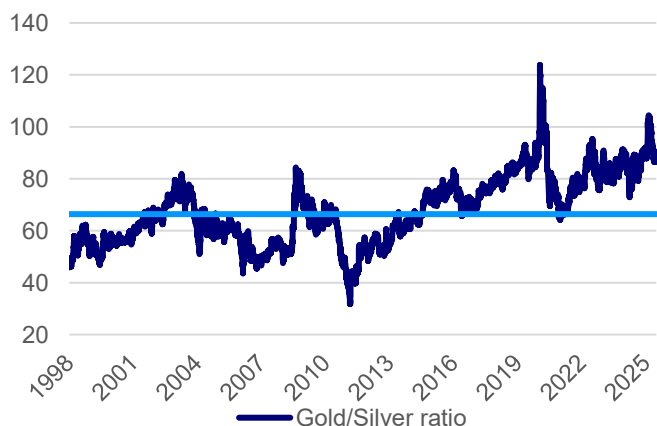
What about cryptocurrencies?

Other alternative assets such as cryptocurrencies are in favour too as investors look for alternative sources of diversification. Bitcoin reached a new record high price in August. The supply of this and other cryptocurrencies are limited and, therefore, they can act as a store of value though historically the volatility has been high.

Furthermore, the regulatory landscape is changing rapidly for cryptocurrencies, with the current US administration highly supportive, meaning a broader set of investors are now looking at this space.

Invesco Physical Bitcoin offers investors efficient tracking of the spot Bitcoin price, using the same proven structure as the Invesco Physical Gold ETC. The Bitcoin ETP is backed by Bitcoin held in cold storage.

Silver could offer value relative to the current gold price
Gold / Silver price ratio



Source: Bloomberg, Invesco, as of 31 August 2025.

Bitcoin has surged on support from the US administration
Bitcoin and Gold spot prices in 2025 (in USD)



Source: Bloomberg, as of 31 August 2025.



Invesco UCITS ETFs provide currency-hedged exposures to:

- Popular US and Global equity indices
- US and Global fixed income benchmarks
- Gold and BCOM

An investment in these funds is an acquisition of units in passively managed, index tracking funds rather than in the underlying assets owned by the funds.

3 Hedging your bets

The S&P 500 recently hit 10% returns year-to-date, however, a EUR-based investor would still be in the red though 2025 on an S&P 500 investment. Hedging does come with a cost but in times such as these, when we believe US assets are facing currency headwinds, it can help investors preserve their capital.

To hedge or not to hedge...

Through the first half of 2025 the US dollar experienced its steepest decline since the Global Financial Crisis. This followed a strengthening of the currency in late 2024 after the presidential elections, but the 'Trump Trade' momentum quickly dissipated, and investors became more concerned about economic growth than inflation.

As we've explored earlier in this piece, there are good reasons to think this may only be the beginning of a more prolonged period of US dollar weakness. Indeed, market analysts have amplified this negative USD sentiment, most notably in March, with JPMorgan turning bearish on the USD for the first time in four years.

At the same time, there are good reasons for wanting to stay invested in US stocks. These companies are among some of the most profitable firms around and are best placed to benefit from the AI narrative. With the US such a large part of global indices, it is also high on impossible not to be invested to some degree in those markets.

To achieve both these, seemingly, contradictory aims, investors can utilise hedging to mitigate the impact of currency risk. Such a strategy allows investors to make an investment in assets denominated in one currency but receive the returns of this

investment denominated in another currency.

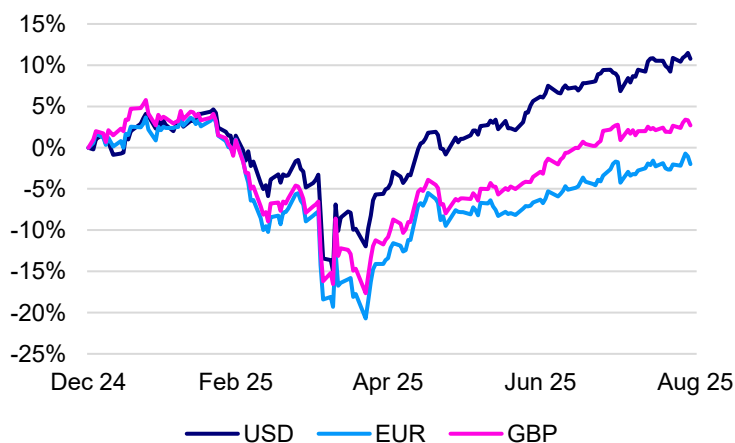
There is certainly a cost associated with such hedging activity, however, with a 13% gap between USD and EUR S&P 500 returns so far this year (see bottom-left chart) there are certainly times that such an approach pays off. A holder of our S&P 500 EUR-hedged product through this period would've seen returns of over 9% YTD, vs. -2% in EUR terms for the equivalent unhedged investment.

A hedged vehicle can offer steady consistent performance relative to a standard unhedged product, with returns denominated in an alternate currency (see bottom-right chart). This pays off through periods of dollar decline and should we be about to enter a longer such period, it might make sense to hedge assets denominated in USD to an investor's own base currency, or indeed any alternative.

Invesco offer a range of products that hedge USD returns to EUR, GBP, or even CHF. We have hedged share classes available for a number of US and Global equity ETFs, as well as our BCOM fund and various fixed income ETFs. These include USTs, US Corps, Global Corps, Global HY, plus other innovative areas of the asset class. We also have available EUR- or GBP-hedged Gold products.

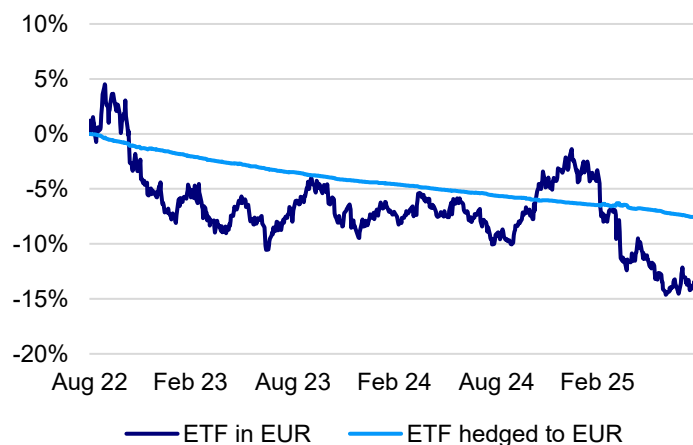
S&P 500 still underwater this year in EUR-terms

Absolute year-to-date S&P 500 performance in various currencies



Hedging can help preserve capital, though timing matters

Relative 3Y S&P 500 ETF EUR options, perf. vs. S&P 500 ETF





A quick guide to currency hedging

Hedge your investments

Why hedge currency risk and how does it work?

Investors frequently base their asset allocation decisions on view of the underlying asset class (e.g., US equities) and not on the currency in which that asset is denominated.

But investing in foreign markets always involves two steps: first, the investor sells their local currency to buy the foreign currency and then uses this to purchase the foreign asset. This means that the full notional value of the investment is exposed to currency fluctuations. A rise in the price of the foreign asset can be undermined by a weakening of the foreign currency relative to the investor's base currency.

Currency hedging reduces an investment's exposure to exchange rate movements. When deciding whether to currency hedge, investors need to consider any incremental fees (higher OCF), the cost of hedging (transaction costs), the impact of interest rate differentials (which may be positive or negative), and any view the investor has on the exchange rate (over- or undervalued).

Once the impact of currency hedging is fully understood, investors can also use currency-hedged share classes for speculative purposes by proactively taking on currency exposure where they have a view.

What are the costs of hedging?

There are three key costs associated with hedging, however, others can play a part:

1. **Interest rate differentials:** One of the key components of the cost of currency hedging is the difference in the overnight interest rates of the two currencies being hedged, as the hedging investor is in effect borrowing the hedging currency to buy, and hold cash, in their home currency.

Through the last year, rates in the US and UK have been similar, which makes the cost of hedging the USD back to GBP relatively modest and fairly stable. However, base rates for EUR and CHF differ significantly, resulting in much higher costs. Over the last year, an investor would have paid 2% to hedge USD back to EUR, and 4% to hedge back to CHF.

1. **Trading costs:** The cost associated with trading the currency forwards that are used to hedge the currency exposure. This cost will vary depending on several factors: i) the bid-ask spread; ii) the degree of volatility in the underlying assets, with higher volatility driving greater FX trading to maintain the hedge.
2. **FX slippage:** Any change in value of the assets being held will result in the currency being over- or under-hedged (if the asset value falls or rises respectively). This results in a portion of the asset being exposed to changes in spot currency rates. Specifically, an under-hedged exposure will underperform if the USD weakens and outperform if USD strengthens. Similarly, an over-hedged exposure will outperform if the USD strengthens and underperform if USD weakens.

Invesco ETF's approach to currency hedging

Invesco ETPs take slightly different approaches to currency hedging, depending on the platform.

Physically replicating ETFs apply one of two approaches:

- **Portfolio-hedged** share classes mitigate the currency exposure between the share class currency, and each of the currencies of the underlying investments of the fund. Forward currency contracts are executed at the share class level to hedge the currency exposure back to the share class currency. These contracts are rolled monthly and can be rolled more frequently during periods of higher volatility.
- **NAV-hedged** share classes use a single currency forward contract to mitigate the exposure to exchange rate movements between the base currency of the index and the currency of the share class. The hedge cycle can vary based on market conditions, with adjustments made as needed during periods of extreme volatility.

Our swap-based ETFs and Gold ETC:

- **BCOM** uses a similar approach to the physical ETFs, with the aim of keeping hedge positions within a range of 95-105%.
- **Synthetic equity** products include the currency hedge in the index calculation, with the exposure managed directly through the swap to match that index approach.
- **Hedged Gold ETCs** the hedge is adjusted daily with the mark-to-market on the hedge settled daily in gold to ensure that the certificates are fully supported by gold held in our segregated account

Featured Invesco Exchange-Traded Products

Main Ticker	Invesco ETF	ISIN	OCF	Swap Fee
Currency Hedged				
To view all our currency hedged ETFs, please visit etf.invesco.com				
Corporate Bonds				
CLOD GY	Invesco EUR AAA CLO UCITS ETF	IE000U7LIXH5	0.25%	N/A
ICLO LN	Invesco USD AAA CLO UCITS ETF	IE000PKN5N58	0.25%	N/A
Commodities				
SGLD LN	Invesco Physical Gold ETC	IE00B579F325	0.12%	N/A
SSLV LN	Invesco Physical Silver ETC	IE00B43VDT70	0.19%	N/A
Digital Assets				
BTIC LN	Invesco Physical Bitcoin	XS2376095068	0.25%	N/A
Invesco BulletShares				
BE26 GR	Invesco BulletShares 2026 EUR Corporate Bond UCITS ETF	IE000AYJ75E5	0.10%	N/A
BE27 GR	Invesco BulletShares 2027 EUR Corporate Bond UCITS ETF	IE000XOS4OJ6	0.10%	N/A
BE28 GR	Invesco BulletShares 2028 EUR Corporate Bond UCITS ETF	IE000LKGEZQ6	0.10%	N/A
BE29 GR	Invesco BulletShares 2029 EUR Corporate Bond UCITS ETF	IE000ZC4C5Q1	0.10%	N/A
BD30 GR	Invesco BulletShares 2030 EUR Corporate Bond UCITS ETF	IE000W6YTDH7	0.10%	N/A
BU26 LN	Invesco BulletShares 2026 USD Corporate Bond UCITS ETF	IE000O36LOH8	0.10%	N/A
BS27 LN	Invesco BulletShares 2027 USD Corporate Bond UCITS ETF	IE000BMDG046	0.10%	N/A
BS28 LN	Invesco BulletShares 2028 USD Corporate Bond UCITS ETF	IE000A0RC215	0.10%	N/A
BS29 LN	Invesco BulletShares 2029 USD Corporate Bond UCITS ETF	IE000C5Q64P6	0.10%	N/A
BS30 LN	Invesco BulletShares 2030 USD Corporate Bond UCITS ETF	IE000GB2EQ90	0.10%	N/A

Please visit etf.invesco.com for additional trading lines and share classes, including currency-hedged share classes where available. Costs may increase or decrease as a result of currency and exchange rate fluctuations. Consult the legal documents for further information on costs.

The ongoing charge figure (OCF) for UCITS ETFs includes management fee, custody and administration costs. The gross total expense ratio for US ETFs includes the fund's management fees and other expenses.

The swap fee is the all-in amount paid by the fund to the counterparty for the service of replicating the index return. This applies to synthetically-replicated ETFs.

Contributors



Benjamin Jones, CFA
Director of Macro Research,
Multi-Asset Strategies UK



Christopher Mellor, CFA
Head of EMEA ETF Equity
Product Management



Paul Syms, CFA
Head of EMEA ETF Fixed
Income & Commodity
Product Management



Brad Smith, CFA
Director, International ETF
Specialist

About Invesco ETFs

We are a leading global ETF provider

As one of the world's largest ETF providers with over US\$800 billion globally in ETF assets under management, we've been dedicated to ETF investing since 2003. We offer over 160 EMEA ETFs spanning regions and strategies across equities, fixed income, commodities and digital assets. Our culture of innovation lets us find new opportunities for investors, as well as ways to improve the performance of core ETF exposures.

How to trade Invesco ETFs

You can buy and sell Invesco ETFs via your usual broker or trading platform and hold it in a standard brokerage or custodial account. Our ETFs trade on major European exchanges. If you are looking to buy, sell or switch into our product, we can help you find the most suitable and cost-effective way to trade based on your preferences.

Our experienced capital markets team also works with the extensive range of market makers, brokers and Authorised Participants (APs) who trade our products, and can help look for ways to increase liquidity and lower trading costs.

Please get in touch if you have any questions. Visit **etf.invesco.com** for ways to contact us.



Important Information

This marketing communication is exclusively for use by professional investors in Continental Europe as defined below, Qualified Clients/Sophisticated Investors in Israel, Professional Clients in Ireland and the UK.

For the distribution of this communication, Continental Europe is defined as Austria, Denmark, Finland, France, Germany, Italy, Luxembourg, Netherlands, Norway, Portugal, Spain, Sweden and Switzerland.

Data as at 31 August 2025, unless otherwise stated. By accepting this material, you consent to communicate with us in English, unless you inform us otherwise. This is marketing material and not financial advice. It is not intended as a recommendation to buy or sell any particular asset class, security or strategy. Regulatory requirements that require impartiality of investment/investment strategy recommendations are therefore not applicable nor are any prohibitions to trade before publication.

Views and opinions are based on current market conditions and are subject to change. For information on our funds and the relevant risks, refer to the Key Information Documents/Key Investor Information Documents (local languages) and Prospectus (English, French, German), and the financial reports, available from www.invesco.eu. A summary of investor rights is available in English from www.invescomanagementcompany.ie. The management company may terminate marketing arrangements.

UCITS ETF's units / shares purchased on the secondary market cannot usually be sold directly back to UCITS ETF. Investors must buy and sell units / shares on a secondary market with the assistance of an intermediary (e.g. a stockbroker) and may incur fees for doing so. In addition, investors may pay more than the current net asset value when buying units / shares and may receive less than the current net asset value when selling them. For the full objectives and investment policy please consult the current prospectus.

All investment decisions must be based only on the most up to date legal offering documents. The legal offering documents (Key Information Document (KID), Base Prospectus and financial statements) are available free of charge at our website www.invesco.eu and from the issuers.

Bloomberg® and the Bloomberg 2026-2030 Maturity USD and EUR Corporate Bond Screened Indices (the "Index") are trademarks or service marks of Bloomberg Finance L.P. and its affiliates, including Bloomberg Index Services Limited ("BISL"), the administrator of the Index (collectively, "Bloomberg") and/or one or more third-party providers (each such provider, a "Third-Party Provider,") and have been licensed for use for certain purposes to Invesco (the "Licensee"). To the extent a Third-Party Provider contributes

intellectual property in connection with the Index, such third-party products, company names and logos are trademarks or service marks, and remain the property, of such Third-Party Provider. Bloomberg is not affiliated with the Licensee or a Third-Party Provider, and Bloomberg does not approve, endorse, review, or recommend the Invesco BulletShares 2026 - 2030 USD and EUR Corporate Bond UCITS ETFs (the "Financial Products"). Bloomberg does not guarantee the timeliness, accurateness, or completeness of any data or information relating to the Index or the Financial Product.

LBMA Gold price and LBMA Silver price are trademarks of Precious Metals Prices Limited, are licensed to ICE BENCHMARK ADMINISTRATION LIMITED (IBA) as the administrator of the LBMA Gold Price and LBMA Silver Price, and are used by Invesco with permission under licence by IBA. The full version of the IBA disclaimer is available at etf.invesco.com (select your country and navigate to the Documents section on the product page).

"BLOOMBERG®" and the Bloomberg indices listed herein (the "Indices") are service marks of Bloomberg Finance L.P. and its affiliates, including Bloomberg Index Services Limited ("BISL"), the administrator of the Indices (collectively, "Bloomberg") and have been licensed for use for certain purposes by Invesco Markets plc hereof (the "Licensee"). Bloomberg is not affiliated with Licensee, and Bloomberg does not approve, endorse, review, or recommend the fund named herein (the "Fund"). Bloomberg does not guarantee the timeliness, accuracy, or completeness of any data or information relating to the Funds.

CoinShares and the CoinShares Astronaut are trademarks and/or service marks of CoinShares (Holdings) Limited and are licensed for use by Invesco. The CoinShares Group owns the proprietary rights in the CoinShares Hourly Reference Rates. The Product(s) are not sponsored, endorsed, sold, promoted or managed by CoinShares or its affiliated entities. The index is calculated by Compass Financial Technologies. Compass Financial Technologies uses its best efforts to ensure that the index is calculated correctly. Notwithstanding its obligations towards CoinShares, Compass Financial Technologies SA has no obligation to point out errors in the index to third parties including without limitation to investors and/or financial intermediaries. The calculation, the publication and the dissemination of the index by Compass Financial Technologies SA does not constitute a recommendation by Compass Financial Technologies SA to invest capital in the securities nor does it in any way represent an assurance or opinion of Compass Financial Technologies SA with regard to any investment therein. Purchasers of the CoinShares are made aware, and accept, that index calculations are based on large quantities of data provided by third parties and are thus susceptible to errors, interruptions and delays.

Information has been obtained from sources believed to be reliable, but J.P. Morgan does not warrant its completeness or accuracy. The Index is used with permission. The Index may not be copied, used, or distributed without J.P. Morgan's prior written approval. Copyright 2025, JPMorgan Chase & Co. All rights reserved.

This document has been communicated by: Invesco Management S.A., President Building, 37A Avenue JF Kennedy, L-1855 Luxembourg, regulated by the Commission de Surveillance du Secteur Financier, Luxembourg; Invesco Asset Management Deutschland GmbH, An der Welle 5, 60322 Frankfurt am Main, Germany; Invesco Investment Management Limited, Ground Floor, 2 Cumberland Place, Fenian Street, Dublin 2, Ireland. Regulated by the Central Bank in Ireland.

Switzerland: Issued by Invesco Asset Management (Schweiz) AG, Talacker 34, 8001 Zurich, Switzerland. The representative and paying agent in Switzerland is BNP PARIBAS, Paris, Zurich Branch, Selnaustrasse 16 8002 Zürich. The Prospectus, Key Information Document, and financial reports may be obtained free of charge from the Representative. The ETFs are domiciled in Ireland.

Germany: German investors may obtain the offering documents free of charge in paper or electronic form from the issuer or from the German information agent (Marcard, Stein & Co AG, Ballindamm 36, 20095 Hamburg, Germany).

Italy: The publication of the supplement in Italy does not imply any judgment by CONSOB on an investment in a product. The list of products listed in Italy, and the offering documents for and the supplement of each product are available: (i) at etf.invesco.com (along with the audited annual report and the unaudited half-year reports); and (ii) on the website of the Italian Stock Exchange borsaitaliana.it.

Israel: Issued by Invesco Asset Management Limited, Perpetual Park, Perpetual Park Drive, Henley-on-Thames, Oxfordshire, RG9 1HH, United Kingdom. Authorised and regulated by the Financial Conduct Authority. No action has been taken or will be taken in Israel that would permit a public offering of the Fund or distribution of this document to the public. This Fund has not been approved by the Israel Securities Authority (the ISA). The Fund shall only be sold in Israel to an investor of the type listed in the First Schedule to the Israeli Securities Law, 1968, who in each case have provided written confirmation that they qualify as Sophisticated Investors, and that they are aware of the consequences of such designation and agree thereto and further that the Fund is being purchased for its own account and not for the purpose of re-sale or distribution other than, in the case of an offeree which is an Sophisticated Investor, where such offeree is purchasing product for another party which is an Sophisticated Investor. This document may not be reproduced or used for any other purpose, nor be furnished to any other person other than those to whom copies have been sent. Nothing in this document should be considered investment advice or investment marketing as defined in the Regulation of Investment Advice, Investment Marketing and Portfolio Management Law, 1995 ("the Investment Advice Law"). Neither Invesco Ltd. nor its subsidiaries are licensed under the Investment Advice Law, nor does it carry the insurance as required of a licensee thereunder. This document does not constitute an offer to sell or solicitation of an offer to buy any securities or fund units other than the fund offered hereby, nor does it constitute an offer to sell to or solicitation of an offer to buy from any person in any state or other jurisdiction in which such offer or solicitation would be unlawful, or in which the person making such offer or solicitation is not qualified to do so, or to a person to whom it is unlawful to make such offer or solicitation.

UK: Issued by Invesco Asset Management Limited, Perpetual Park, Perpetual Park Drive, Henley-on-Thames, Oxfordshire RG9 1HH, UK. Authorised and regulated by the Financial Conduct Authority.

This fund is authorised overseas, not in the UK. The UK Financial Ombudsman Service is unlikely to be able to consider complaints about this fund, its management company, or its depositary. Any losses related to the management company or depositary are unlikely to be covered by the UK Financial Services Compensation Scheme.

This communication has not been approved by the Israeli Securities Authority and will only be distributed to Israeli residents in a manner that will not constitute "an offer to the public" under sections 15 and 15A of the Israel Securities Law, 5728-1968 ("the Securities Law"). The product is being offered to a limited number of investors (35 investors or fewer during any given 12 month period) and/or those categories of investors listed in section 15A(b) of and/or the First Addendum ("the Addendum") to the Securities Law, ("Sophisticated Investors") each as defined in the said Addendum, as amended from time to time, and who in each case have provided written confirmation that they qualify as Sophisticated Investors, and that they are aware of the consequences of such designation and agree thereto; in all cases under circumstances that will fall within the private placement or other exemptions of, the Securities Law and any applicable guidelines, pronouncements or rulings issued from time to time by the Israeli Securities Authority. This communication may not be reproduced or used for any other purpose, nor be furnished to any other person other than those to whom copies have been sent. Any offeree who purchases a product is purchasing such product for its own benefit and account and not with the aim or intention of distributing or offering such product to other parties (other than, in the case of an offeree which is an Sophisticated Investor by virtue of it being a banking corporation, portfolio manager or member of the Tel-Aviv Stock Exchange, as defined in the Addendum, where such offeree is purchasing product for another party which is an Sophisticated Investor). Nothing in this communication should be considered Investment Advice or Investment Marketing defined in the Regulation of Investment Counselling, Investment Marketing and Portfolio Management Law, 5755-1995 ("the Investment Advice Law"). Investors are encouraged to seek competent investment counselling from a locally licensed investment counsel prior to making the investment. Neither Invesco Ltd. nor its subsidiaries does not hold a licence under the Investment Advice Law, nor does it carry the insurance as required of a licensee thereunder. This communication does not constitute an offer to sell or solicitation of an offer to buy any securities other than the product offered hereby, nor does it constitute an offer to sell to or solicitation of an offer to buy from any person or persons in any state or other jurisdiction in which such offer or solicitation would be unlawful, or in which the person making such offer or solicitation is not qualified to do so, or to a person or persons to whom it is unlawful to make such offer or solicitation.

RO4799854/2025