

Invesco Summit Responsible 5 Fund (UK)

Z-Accumulation Shares | SEDOL: BMFKH41 | ISIN code GB00BMFKH418 | Bloomberg code INSR5ZG LN

Why invest in this fund

- 1
- Designed to deliver returns via investments with improved ESG characteristics vs a non-ESG comparator, and does so in a market-like way which limits structural skews to styles and sectors.
- 2
- The fund allocates to a range of Invesco ESG ETFs which means a more consistent approach to ESG through the portfolio.
- 3
- A cost-effective way to access actively managed multi-asset portfolios which offer improved ESG characteristics along with expert asset allocation at 0.25% OCF.

Portfolio characteristics

Total number of funds16

What this fund does

The fund intends to invest 100% of its assets (excluding cash) in investments meeting certain ESG criteria, as well as grow the amount invested over the long term. Investments are selected on the basis that they are expected to yield similar risk/return profiles (through high correlation and low tracking errors) to their respective traditional (i.e. non-ESG) benchmarks, but with improved ESG characteristics. Each fund in the Invesco Summit Responsible range has a different allocation to the core asset classes: equities and bonds to appeal to varying risk appetites.

Fund objective

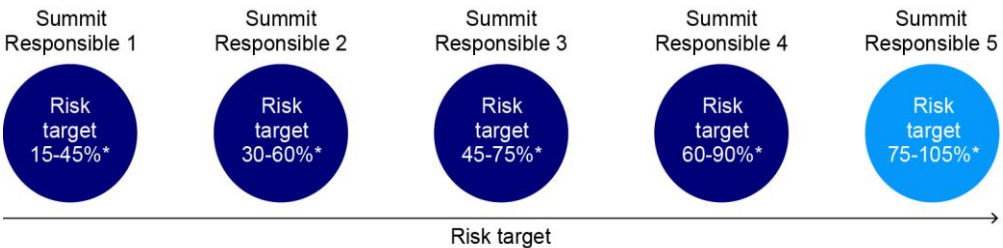
The Fund seeks to grow the amount invested over the long term (5 years plus). The Fund aims to achieve its investment objective by pursuing the Fund's ESG strategy, whilst aiming for a risk profile of 75% - 105% (as measured by the volatility of global equities with reference to the MSCI AC World Index). There is no guarantee that the Fund will achieve these aims and an investor may not get back the amount invested. The Fund is actively managed and the Investment Manager selects the Fund's assets and their weightings based on three tenets: 1) consistency with the Fund's risk target and investment objective; 2) alignment with the Fund's environmental, social and governance ("ESG") criteria; and 3) attractiveness determined in accordance with the Investment Manager's proprietary strategic and tactical asset allocation and expertise. The Fund gains exposure to a variety of asset classes globally including equities, equity related securities, debt securities (including investment grade debt, non-investment grade debt and senior loans), property, commodities, cash, deposits and money-market instruments. Due to the risk profile of the Fund, the Fund will typically seek higher exposure to debt securities compared to other funds in the Invesco Summit Responsible range. The Fund invests at least 80% of assets in collective investment schemes (typically passive funds including exchange traded funds and index-tracking funds managed or operated within the Invesco group) ("Underlying Funds"). At times, the Fund may invest in Underlying Funds managed or operated outside of the Invesco group and in Underlying Funds that do not track an index. The Fund may also invest directly in transferable securities, money-market instruments, deposits and cash.

Fund overview

Portfolio managers (Fund tenure)	David Aujla (2021), Alessio De Longis (2024), Jeffrey Bennett (2024)
Total net assets	£ 31.39 million
Distribution frequency	Yearly
Fund launch date	14 January 2021
Legal status	UK Authorised ICVC
ISA availability	Yes
Share class currency	GBP
Historic yield (%)	1.73
Investment Association sector	IA Volatility Managed Sector

The Fund does not have a UK sustainability investment label because it does not meet the criteria set by the FCA's Sustainability Disclosure Requirements. These labels are designed to help investors identify products with specific sustainability goals.

Summit risk targets are a percentage of global equity market volatility



For illustrative purposes only.

* Risk targets are relative to the MSCI AC World index. There is no guarantee that these risk targets will be met.

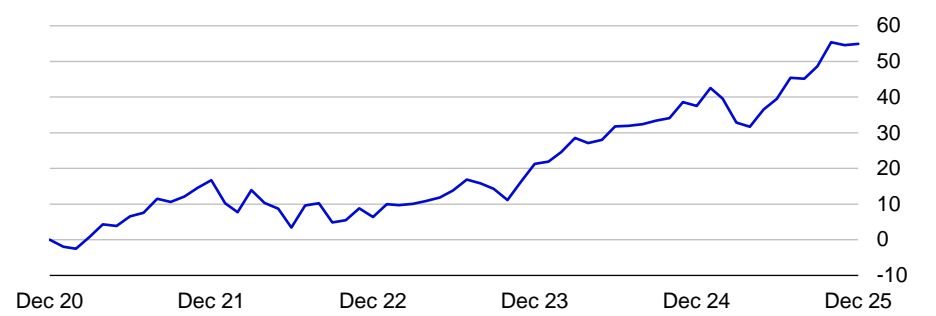
Investment risks

- The value of investments and any income will fluctuate (this may partly be the result of exchange rate fluctuations) and investors may not get back the full amount invested.
- The use of ESG criteria may affect the Fund's investment performance and therefore may perform differently compared to similar products that do not screen investment opportunities against ESG criteria.
- The issuers of the debt securities to which the product is exposed may not always make interest and other payments due to financial difficulties or insolvency. The value of the debt securities may fall due to poor market conditions, such as a decrease in market liquidity, and/or variations in interest rates. These risks increase where the product invests in high yield, or lower credit quality, bonds.
- The product may be exposed to securities of emerging and developing markets, where difficulties in relation to market liquidity, dealing, settlement and custody problems could arise which could result in losses.
- The product's use of financial derivatives may result in the product being leveraged, that is, the economic exposure created by using a derivative may be greater than the amount invested. The product, therefore, has the potential to lose more than it paid. If a counterparty becomes insolvent this will also result in a loss. The use of certain derivatives may also impair the product's liquidity which may mean the product has to close positions at an unfavourable price.

Since inception performance

■ Fund Class Z (Acc)

% growth



Performance figures are based on the Z Accumulation share class. Performance figures for all share classes can be found in the relevant Key Investor Information Document. Fund performance figures are shown in sterling, inclusive of reinvested income and net of the ongoing charge and portfolio transaction costs to 31 December 2025 unless otherwise stated. Source: Invesco. As the fund was launched on 14 January 2021, performance figures are not available for the complete period covered by the table.

Benchmark

The Fund is actively managed and is not constrained by any benchmark. There is no benchmark against which the performance of the Fund can appropriately be compared. However, investors may wish to assess performance of the Fund by considering the extent to which the Fund has grown the amount invested over the long term (5 years plus) within its target risk profile. Investors may also wish to compare the performance of the Fund against other risk targeted multi-asset funds that have a similar risk profile.

Performance (%)

	1 year	3 years	5 years	5 years ACR*
Fund	12.65	45.62	-	-

*ACR - Annual Compound Return

Standardised rolling 12-month performance (%)

	31.12.2020	31.12.2021	31.12.2022	31.12.2023	31.12.2024
	31.12.2021	31.12.2022	31.12.2023	31.12.2024	31.12.2025
Fund	-	-8.85	14.04	13.36	12.65

Past performance is not a guide to future returns

Portfolio breakdown by fund (%)

Invesco MSCI USA Universal Screened UCITS ETF	24.92
Invesco MSCI World Universal Screened UCITS ETF	24.81
Invesco FTSE All Share Screened & Tilted UCITS ETF	13.95
Invesco MSCI Emerging Markets Universal Screened UCITS ETF	10.53
Invesco MSCI Europe Ex UK Universal Screened UCITS ETF	5.99
Invesco GBP Corporate Bond Screened & Tilted UCITS ETF	4.01
Invesco Global High Yield Corporate Bond ESG UCITS ETF	3.87
Invesco MSCI Japan Universal Screened UCITS ETF	2.95
Invesco UK Gilts UCITS ETF	1.65
Invesco EUR IG Corporate Bond ESG UCITS ETF	1.62
Invesco MSCI Pacific Ex Japan Universal Screened UCITS ETF	1.48
Invesco USD IG Corporate Bond ESG Climate Transition UCITS ETF	1.32
Invesco Euro Government Bond UCITS ETF	0.89
Invesco US Treasury Bond UCITS ETF	0.81
Invesco US Treasury 1-3 Year UCITS ETF	0.51
Invesco UK Gilt 1-5 Year UCITS ETF	0.49
Cash	0.20

Important information

Views and opinions are based on current market conditions and are subject to change. This is marketing material and not financial advice. It is not intended as a recommendation to buy or sell any particular asset class, security or strategy. Regulatory requirements that require impartiality of investment/investment strategy recommendations are therefore not applicable nor are any prohibitions to trade before publication. If investors are unsure if this product is suitable for them, they should seek advice from a financial adviser.

For the most up to date information on the funds, please refer to the relevant fund and share class specific Key Information Documents, the Supplementary Information Document, the ICVC ISA Terms and Conditions, the Annual or Interim Reports and the Prospectus, which are available using the contact details shown.

The Historic Yield reflects distributions declared over the past twelve months as a percentage of the mid-market price of the fund, as at the date shown. Investors may be subject to tax on their distributions.

Invesco is not associated with any external parties distributing this material.

Contact information

Telephone 0800 085 8677
Facsimile 020 3180 7647
Email: enquiry@invesco.com
www.invesco.com/uk
Telephone calls may be recorded.

Issued by Invesco Fund Managers Limited.
Perpetual Park, Perpetual Park Drive, Henley-on-Thames,
Oxfordshire RG9 1HH, UK
Authorised and regulated by the Financial Conduct Authority.

Who is this fund for?

The fund might be right for you if you:
Are a private or professional investor looking for growth over the long term achieved through an ESG strategy.
Are able to make an informed investment decision based on this document and the Key Information Document (KID).
Are willing to accept that your capital is at risk and you may not get back the amount invested.

The fund will not be right for you if you:
Require capital protection or have no appetite for risk.

Costs and charges of the Fund

For a full breakdown of the charges that apply to each share class of the fund, please refer to our ICVC Costs & Charges document www.invesco.com/uk/icvc-charges.

Glossary

ACR/ Annual Compound Return: Compound returns represent the cumulative effect that gains and losses have on invested capital over time. Annual Compound Return is the annual rate of return that would be required for an investment to grow from its starting balance to its ending balance.

Benchmark: A standard against which an investment fund or portfolio is measured to give an indication of relative performance.

Developed markets: Countries that have more advanced economies and more mature capital markets.

Emerging markets: Countries that are in the process of developing their economies to become more advanced.

Holdings: The contents of an investment portfolio or fund, including any products like equities, bonds or ETFs.

ICVC: Investment Company with Variable Capital. A type of collective investment portfolio that invests in different equities, bonds and other securities.

Index: A collection of stocks chosen to represent the performance of a particular market or sector, e.g. FTSE 100 or S&P 500.

Invesco's Approach to ESG

Invesco has an investment-led ESG approach. We provide a comprehensive range of ESG-focused capabilities that enable clients to express their values through investing. Where appropriate, for certain funds, we also integrate financially material ESG considerations, taking into account critical factors that help us deliver strong outcomes to clients.

ESG Characteristics

The Fund integrates ESG considerations into its investment process primarily through fund selection. It does so by mainly selecting Invesco's proprietary ESG ETFs, which are designed to closely mirror the risk/return profiles of their respective underlying indices while offering enhanced ESG characteristics. This is achieved by maintaining a low tracking error relative to the reference index, while applying a combination of negative screening and positive ESG tilting to strengthen the portfolio's overall ESG profile. In effect, this approach allows the Fund to deliver a market-like investment experience with improved ESG outcomes compared to a traditional non-ESG comparator. Notably, the methodology is industry-neutral, helping to avoid unintended structural biases toward specific sectors or investment styles. Where the fund has exposure to government bonds, this will be accessed via Invesco ETFs which meet certain ESG internal criteria.

¹ ESG and carbon data is sourced from MSCI at the security level. All ESG metrics are calculated by FE FundInfo, replicating the MSCI methodology, using the underlying holdings of the portfolio. For more details, please see MSCI's methodology www.msci.com

² Comparator

We are comparing to 83.13% MSCI ACWI Index and 16.87% Bloomberg Global-Aggregate Total Return Index Value GBP Hedged.

³ The ESG rating distribution table does not include cash positions and therefore may not total 100%.

ESG Supplement

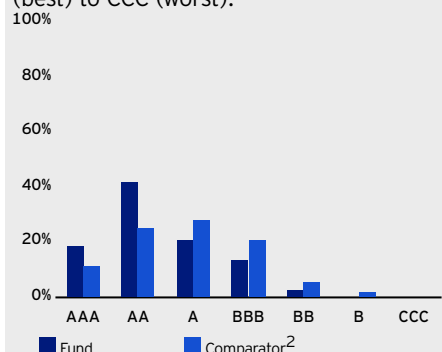
As at 31 December 2025

ESG Characteristics ¹	Fund	Comparator ²
ESG Fund Rating (AAA-CCC)	AA	A
ESG Quality Score (0-10)	7.3	6.6
Environmental Pillar Score	6.3	5.9
Social Pillar Score	5.4	5.3
Governance Pillar Score	6.3	5.9
ESG % Coverage	99.7	95.0

Carbon Characteristics ¹	Fund	Comparator ²
Financed Emissions Scope 1 + Scope 2 (tCO ₂)	1,830.8	4,073.6
Total Carbon Emissions (tCO ₂)	3,942.0	6,090.8
Relative Carbon Footprint (tCO ₂ e/GBPM invested)	58.2	129.5
Wtd Avg Carbon Intensity (tCO ₂ e/GBPM sales)	105.4	195.7

MSCI ESG Rating Distribution¹

This shows the distribution of ESG ratings across the underlying holdings from AAA (best) to CCC (worst).



ESG Trend Momentum¹

The percentage of holdings held by the Fund that have improved their ESG Rating, (positive), have no change (stable) or worsened (negative) since the previous rating.

Trend	Fund	Comparator ²
Positive	17.3%	13.6%
Stable	74.9%	73.3%
Negative	7.5%	12.9%
Unrated	< 0.1%	< 0.1%

ESG Rating Distribution by Sector ^{1, 3}	AAA	AA	A	BBB	BB	B	CCC	Not Rated
Communication Services	0.7%	1.2%	1.2%	3.0%	0.5%	0.4%	-	-
Consumer Discretionary	1.0%	2.7%	1.3%	0.7%	0.3%	< 0.1%	-	-
Consumer Staples	1.0%	2.9%	0.4%	0.7%	< 0.1%	< 0.1%	-	-
Energy	0.2%	0.6%	0.9%	0.7%	< 0.1%	< 0.1%	-	-
Financials	5.0%	12.0%	2.2%	0.9%	0.5%	< 0.1%	-	-
Health Care	1.6%	3.2%	2.3%	1.2%	0.3%	< 0.1%	-	-
Industrials	2.6%	3.1%	1.7%	0.8%	0.2%	< 0.1%	-	-
Information Technology	3.7%	10.8%	3.4%	2.7%	0.5%	< 0.1%	-	-
Materials	0.6%	0.9%	0.8%	0.5%	0.2%	< 0.1%	-	-
Real Estate	1.0%	1.0%	0.3%	0.3%	0.1%	< 0.1%	-	-
Utilities	0.5%	1.0%	0.4%	0.1%	< 0.1%	-	-	-
Other	1.4%	2.2%	2.3%	2.1%	0.3%	< 0.1%	< 0.1%	< 0.1%

Climate-Based Exclusions	Fund
Thermal Coal Extraction and Power Generation	Yes
Oil Sands (in particular, reserve ownership and production activities)	Partial
Arctic Drilling	Partial
Nuclear Power	Partial

Non-Climate-Based Exclusions	Fund
Controversial Weapons (including but not limited to nuclear weapons, anti-personnel landmines and biological or chemical weapons)	Yes
Tobacco Production and Trading	Yes
Companies Involved in Very Severe Controversies Pertaining to ESG	Yes
Conventional Weapons	Partial
Recreational Cannabis	Partial
Adult Entertainment	Partial
Gambling	Partial

Glossary

ESG Characteristics: Environmental, social, and governance (ESG) information is a critical part of corporate and investment strategy and embedding material sustainability considerations into corporate and investment decisions is integral to long-term success from both financial and sustainability perspectives.

MSCI ESG Fund Rating: The Fund's ESG rating is designed to assess the resilience of the fund's aggregate holdings to long-term, financially relevant ESG risks and should facilitate the ability to rank or screen mutual funds and ETFs on a AAA to CCC ratings scale. This rating aims to provide fund level transparency and measures the ESG characteristics of the total portfolio. It is calculated as a direct mapping of MSCI ESG Quality Scores to letter rating categories. ESG Leaders are holdings with an ESG rating of AAA or AA (best in class), and ESG Laggards are holdings with an ESG rating of B or CCC.

MSCI ESG Quality Score: Calculated as the weighted average of the underlying holding's ESG scores, excluding any underlying holding where this information is not available. It is provided on a 0-10 scale, with 0 and 10 being the respective lowest and highest possible scores. MSCI scores underlying holdings according to their exposure to and management of key ESG issues, which are divided into three pillars: environmental, social and governance.

- **Environmental Pillar Score:** Provides an assessment of environmental factors including emissions, carbon footprint, fossil fuel usage and sustainable opportunities.
- **Social Pillar Score:** Relates to the operating environment of an underlying holding, including labour management, product liabilities, and health and safety.
- **Governance Pillar Score:** Provides an assessment of risk and management practices related to Corporate Governance and Corporate Behaviour.

ESG % Coverage: The percentage of the fund and comparator where MSCI ESG Research data is available.

Financed Emissions: Measure the greenhouse gas emissions associated with the investment. This figure represents the absolute overall exposure of the fund and is dependent on AUM, hence an increase in the AUM will cause the finance emissions to increase and vice versa. The fund AUM is used to calculate the Comparator's financed emissions which will also increase or decrease depending on the AUM size.

- **Scope 1:** Covers direct emissions from owned or controlled sources.
- **Scope 2:** Covers indirect emissions from the generation of purchased electricity, steam, heating and cooling consumed by the reporting company.
- **Scope 3:** Includes all other indirect emissions that occur in a company's value chain.

Total Carbon Emissions: The sum of all carbon emissions (Scopes 1, 2 & 3).

Relative Carbon Footprint: The measure of the impact of activities on the amount of carbon dioxide produced, such as burning fossil fuels. Measured per GBP1 million invested.

Wtd Avg (Weighted Average) Carbon Intensity: The underlying holdings exposure to carbon intensive holdings, calculated as the weighted average of the constituent's intensity metrics: Scope 1 + 2 Emissions per GBP 1M revenue for corporates and total country carbon emissions per GBP 1M GDP for government bonds.

⁴ Exclusion Criteria

The exclusion criteria may vary depending on the activity from zero tolerance to exclusions based on % of revenue. The underlying funds in which the fund invests may have different exclusions. "Yes" indicates all the underlying funds in which the fund invests have exclusion criteria to limit exposure to restricted business activities or sectors. "Partial" indicates some of the underlying funds in which the fund invests may not exclude such restricted business activities or sectors and therefore the fund may have some exposure (albeit minimal) to those activities or sectors. Further information is available at www.invesco.com/uk

Exclusion criteria definitions are as follows:

Thermal Coal: Companies in the underlying funds that have been identified to have ties to power from coal or derive revenue from thermal coal mining.

Oil Sands: Companies in the underlying funds that have been identified to have ties to oil sands reserve ownership and production activities.

Arctic Drilling: Companies in the underlying funds that have been identified to have ties to, or derive revenue from, arctic drilling.

Nuclear Power: Companies in the underlying funds that have been identified to have ties to, or derive revenue from, nuclear power.

Controversial Weapons: Companies in the underlying funds that have been identified to have ties to controversial weapons, including cluster munitions, landmines, biological and chemical weapons, depleted uranium weapons, blinding laser weapons, incendiary weapons, and/or non-detectable fragments.

Tobacco Production and Trading: Companies in the underlying funds that have been identified to have ties to tobacco products, such as cigars, kreteks, smokeless tobacco, snuff, snus, dissolvable and chewing tobacco. This also includes companies that grow or process raw tobacco leaves.

Conventional Weapons: Companies in the underlying funds that have been identified to have ties to conventional weapons, weapons systems, component and support systems and services.

Recreational Cannabis: Companies in the underlying funds that have been identified to have ties to, or derive revenue from, recreational cannabis.

Adult Entertainment: Companies in the underlying funds that have been identified to have ties to, or derive revenue from, adult entertainment.

Gambling: Companies in the underlying funds that have been identified to have ties to, or derive revenue from, gambling.

Important Information

The information presented in this section is for illustrative purposes only. Providing this information is not indicative of how or whether ESG factors will be integrated into the fund. Unless otherwise stated in the legal offering documents, the ESG information provided in this document does not change the fund's investment objective or policy or constrain the fund's investable universe. Ratings may vary from one rating agency to another. A rating may change over time and is not a guarantee of future performance of the fund.

Certain information © 2025 MSCI ESG Research LLC. Reproduced by permission, no further distribution. This report contains certain information (the "Information") sourced from MSCI ESG Research LLC, or its affiliates or information providers (the "ESG Parties"). The information may only be used for your internal use, may not be reproduced or disseminated in any form and may not be used as a basis for or a component of any financial instruments or products or indices. Although they obtain information from sources they consider reliable, none of the ESG Parties warrants or guarantees the originality, accuracy and/or completeness, of any data herein and expressly disclaim all express or implied warranties, including those of merchantability and fitness for a particular purpose. None of the MSCI information is intended to constitute investment advice or a recommendation to make (or refrain from making) any kind of investment decision and may not be relied on as such, nor should it be taken as an indication or guarantee of any future performance, analysis, forecast or prediction. None of the ESG Parties shall have any liability for any errors or omissions in connection with any data herein, or any liability for any direct, indirect, special, punitive, consequential or any other damages (including lost profits) even if notified of the possibility of such damages.

Contact Information

Client services

Telephone: 0800 085 8677

E-mail: enquiry@invesco.com

www.invesco.com/uk

Telephone calls may be recorded.

Issued by Invesco Fund Managers Limited.
Perpetual Park, Perpetual Park Drive, Henley-on-Thames, Oxfordshire,
RG9 1HH.

Authorised and regulated by the Financial Conduct Authority.