



Invesco Asian Bond Fixed Maturity Fund 2022 - III
(A sub-fund of Invesco Trust Series)
Annual Report

For the period from 1 April 2022 to 26 August 2022 (date of termination)



Invesco Trust Series

Contents

Manager's report.....	2
Movement of portfolio investments (unaudited)	3
Performance table (unaudited)	7
Report of the trustee to the unitholders.....	8
Independent auditor's report	9
Statement of financial position	12
Statement of comprehensive income	13
Statement of changes in net assets attributable to unitholders.....	14
Statement of cash flows	15
Notes to the financial statements	16
Information on exposure arising from financial derivative instruments (unaudited)	38
Holdings of collateral (unaudited)	38
Management and administration.....	39

Invesco Trust Series


Manager's report

Invesco Asian Bond Fixed Maturity Fund 2022 - III **For the period from 1 April 2021 to 26 August 2022 (date of termination)**


Investors in general were still concerned over the COVID impact on economies and markets in 2021. However, the market didn't react too much to the different waves of COVID spreading in the various parts of the world. In the EM hard currency bond market, the easy liquidity condition had kept spreads at relatively tight levels. China HY bonds underperformed in 2021. This was caused by the deeply distressed China property space. There were many credit events and rating downgrade actions in the China property sector in the past year. However, markets were caught by surprises in 1Q2022 where higher inflationary pressures pressing the FED to tighten monetary policies much faster than expected and the war in Ukraine sent risk asset prices plummeting. Duration bonds underperformed as US treasury yields surged significantly. While major developed economies started to tighten the monetary policies, the PBoC in China is in the easing cycle to combat the economic growth slowdown. Commodity prices performed strongly along with related sovereign/corporate issuers, especially after the outbreak of Russia Ukraine war.

Our Asia fixed maturity products (FMPs) have had some drop in NAVs. This is mainly due to the huge selloff seen in the China HY space, triggered by credit events and rating downgrades. However, the funds actively trimmed down issuers with higher idiosyncratic risks and the China HY exposure was cut down throughout the past year. The funds outperformed major Asia and China credit indices over the past year given the conservative positioning. Due to the short duration nature, the fund performance is also less affected by the volatility in the long-end US treasury rate. The funds are positioned conservatively now, and we foresee potential credit improvements in Chinese credits given the easier monetary policy in the country. We expect the fund performance will be largely stable in the coming months. The overall strategy is not to trade frequently for the fund, but the fund will look for opportunities to trim lower quality bonds and switch into bonds that are over-penalized during market selloff. However, the fund will not have turnovers as a typical bond fund due to its buy-and-maintain strategy.

For and on behalf of the Manager,
Invesco Hong Kong Limited



.....
Director
Hong Kong, 26 October 2022



.....
Director

Invesco Trust Series

Invesco Asian Bond Fixed Maturity Fund 2022 - III

Movement of portfolio investments (unaudited)
For the period from 1 April 2022 to 26 August 2022 (date of termination)

	Holdings as at 1 April 2022	Additions	Disposals	Holdings as at 26 August 2022 (date of termination)
Listed/quoted investments				
Listed/quoted debt securities				
Australia				
Aust + Nz Banking Grp Ny 2.625% 19/05/2022	500,000	-	(500,000)	-
National Australia Bk/Ny 2.5% 22/05/2022	250,000	-	(250,000)	-
Bahrain				
Kingdom of Bahrain 6.125% 05/07/2022	1,600,000	-	(1,600,000)	-
British Virgin Islands				
Chang Development Int 3.9% 12/09/2022	2,000,000	-	(2,000,000)	-
China Grt Wall Intl Iii 3.125% 31/08/2022	4,400,000	-	(4,400,000)	-
Chouzhou Intl Inv Ltd 4.5% 30/05/2022	4,200,000	-	(4,200,000)	-
Coastal Emerald Ltd 3.95% 01/08/2022	-	4,400,000	(4,400,000)	-
Eastern Creation Ii Inve 2.8% 15/07/2022	350,000	3,000,000	(3,350,000)	-
Guohui Internation Bvi 4.37% 09/07/2022	1,700,000	500,000	(2,200,000)	-
Hanhui International Ltd 4.37% 22/08/2022	5,000,000	-	(5,000,000)	-
Huarong Finance 2017 Co 3.75% 27/04/2022	3,000,000	-	(3,000,000)	-
Huarong Finance 2019 3.375% 29/05/2022	1,500,000	2,900,000	(4,400,000)	-
Sino Ocean Land Iv 5.25% 30/04/2022	4,500,000	-	(4,500,000)	-
Sinochem Offshore Capita 3.124% 24/05/2022	4,000,000	-	(4,000,000)	-
Tuspark Forward 7.95% 13/05/2024	475,000	-	(475,000)	-
Wanda Properties Oversea 7.25% 28/04/2022	450,000	-	(450,000)	-
Want Want China Finance 2.875% 27/04/2022	1,800,000	-	(1,800,000)	-
Xiangyu Investment Bvi 6.9% 25/06/2022	1,000,000	-	(1,000,000)	-

Invesco Trust Series

Invesco Asian Bond Fixed Maturity Fund 2022 - III

Movement of portfolio investments (unaudited) (continued)
For the period from 1 April 2022 to 26 August 2022 (date of termination)

	Holdings as at 1 April 2022	Additions	Disposals	Holdings as at 26 July 2022 (date of termination)
Listed/quoted investments (continued)				
Listed/quoted debt securities (continued)				
Cayman Islands				
Dar Al Arkan Sukuk Co Lt 6.875% 10/04/2022	1,500,000	-	(1,500,000)	-
Enn Energy Holdings Ltd 3.25% 24/07/2022	800,000	-	(800,000)	-
Longfor Properties 3.875% 13/07/2022	3,800,000	500,000	(4,300,000)	-
Qib Sukuk Ltd 3.251% 23/05/2022	2,500,000	-	(2,500,000)	-
Saudi Electricity Global 4.211% 03/04/2022	1,200,000	-	(1,200,000)	-
Hong Kong				
Caiyun Intl Investment 5.5% 08/04/2022	2,700,000	-	(2,700,000)	-
China Overseas Fin Ky V 3.95% 15/11/2022	-	2,090,000	(2,090,000)	-
Cnac Hk Finbridge Co Ltd 3.125% 19/06/2022	1,000,000	-	(1,000,000)	-
Cnac Hk Finbridge Co Ltd 3.5% 19/07/2022	2,700,000	-	(2,700,000)	-
Hongkong Intl Qingdao 3.9% 11/11/2022	3,000,000	-	(3,000,000)	-
Hongkong Intl Qingdao 4.25% 04/12/2022	1,000,000	-	(1,000,000)	-
Industrial Inv Overseas 2.6% 05/05/2022	-	4,500,000	(4,500,000)	-
Smtb Hong Kong 0.63% 31/05/2022	-	5,000,000	(5,000,000)	-
Swire Propert Mtn Fin 4.375% 18/06/2022	-	2,800,000	(2,800,000)	-
India				
Axis Bank/Dubai 3% 08/08/2022	4,000,000	-	(4,000,000)	-
Bharat Petroleum Corp Lt 4.625% 25/10/2022	-	3,135,000	(3,135,000)	-
Icici Bank Ltd/Dubai 3.25% 09/09/2022	2,500,000	-	(2,500,000)	-
Indonesia				
Pt Pertamina (Persero) 4.875% 03/05/2022	4,700,000	-	(4,700,000)	-
Israel				
State of Israel 4% 30/06/2022	500,000	-	(500,000)	-
Japan				
Mitsubishi Ufj Fin Grp 2.623% 18/07/2022	500,000	-	(500,000)	-

Invesco Trust Series

Invesco Asian Bond Fixed Maturity Fund 2022 - III

Movement of portfolio investments (unaudited) (continued)
For the period from 1 April 2022 to 26 August 2022 (date of termination)

	Holdings as at 1 April 2022	Additions	Disposals	Holdings as at 26 August 2022 (date of termination)
Listed/quoted investments (continued)				
Listed/quoted debt securities (continued)				
Malaysia				
Petronas Capital Ltd 7.875% 22/05/2022	900,000	-	(900,000)	-
People's Republic of China ("China")				
Baidu Inc 2.875% 06/07/2022	-	4,200,000	(4,200,000)	-
China Construct Bk/Tokyo 0.5% 22/04/2022	4,000,000	-	(4,000,000)	-
Fuqing Investment Mgmt 4% 12/06/2022	-	1,000,000	(1,000,000)	-
Gansu Highway Aviation 3.875% 05/07/2022	4,900,000	-	(4,900,000)	-
Guangxi Comm Invest Gr 3.5% 17/09/2022	1,000,000	-	(1,000,000)	-
Shanghai Pudong Dev/Hk 0.52% 25/04/2022	3,000,000	-	(3,000,000)	-
Xian Construction Invest 4% 24/06/2022	2,000,000	-	(2,000,000)	-
Zhengzhou Urban Construc 3.8% 14/11/2022	2,500,000	-	(2,500,000)	-
Zhuzhou City Construct 5.7% 24/05/2022	5,000,000	-	(5,000,000)	-
Zz Real Estate 3.95% 09/10/2022	3,645,000	-	(3,645,000)	-
Saudi Arabia				
Saudi Ntl Bank Sg 0.55% 06/05/2022	4,000,000	-	(4,000,000)	-
Singapore				
Boc Aviation Ltd 2.75% 18/09/2022	4,000,000	400,000	(4,400,000)	-
Boc Aviation Ltd 3% 23/05/2022	1,500,000	-	(1,500,000)	-
Sinochem Int Dev Pte Ltd 3.125% 25/07/2022	-	3,350,000	(3,350,000)	-
South Korea				
Korea Water Resources 2.75% 23/05/2022	500,000	-	(500,000)	-
Korearehabnresource 3% 24/04/2022	500,000	-	(500,000)	-
Kt Corp 2.625% 07/08/2022	500,000	-	(500,000)	-
Mirae Asset Securities 3.125% 07/05/2022	3,000,000	-	(3,000,000)	-
Posco 2.375% 12/11/2022	2,000,000	2,000,000	(4,000,000)	-

Invesco Trust Series

Invesco Asian Bond Fixed Maturity Fund 2022 - III

Movement of portfolio investments (unaudited) (continued)
For the period from 1 April 2022 to 26 August 2022 (date of termination)

	Holdings as at 1 April 2022	Additions	Disposals	Holdings as at 26 August 2022 (date of termination)
Listed/quoted investments (continued)				
Listed/quoted debt securities (continued)				
Thailand				
Bangkok Bank Pcl/Hk 3.875% 27/09/2022	-	2,000,000	(2,000,000)	-
Siam Commercial Bank Cay 3.2% 26/07/2022	500,000	1,405,000	(1,905,000)	-
United Arab Emirates				
Mdgh Gmtn Rsc Ltd 3.25% 28/04/2022	4,200,000	-	(4,200,000)	-
Nbk Spc Ltd 2.75% 30/05/2022	563,000	-	(563,000)	-
United Kingdom				
Vedanta Resources Ltd 6.375% 30/07/2022	1,000,000	-	(1,000,000)	-
United States of America				
Hanwha Energy Usa Holdn 2.375% 30/07/2022	-	2,000,000	(2,000,000)	-
Treasury Bill 0% 23/08/2022	-	6,000,000	(6,000,000)	-
Treasury Bill 0% 25/08/2022	-	6,000,000	(6,000,000)	-
Us Treasury N/B 1.5% 15/08/2022	-	6,000,000	(6,000,000)	-

Invesco Trust Series

Invesco Asian Bond Fixed Maturity Fund 2022 - III

Performance table (unaudited)

Performance records

Highest subscription price per unit:

Period	Class A	Class A	Class C	Class C
	USD ACC	HKD ACC	USD ACC	HKD ACC
	USD	USD	USD	USD
Period from 24 February 2020 (date of inception) to 31 March 2021	9.99	99.99	9.99	99.99
Year ended 31 March 2022	9.82	97.86	9.82	97.86
Period from 1 April 2022 to 26 August 2022 (date of termination)	8.81	88.76	8.81	88.76

Lowest redemption price per unit:

Period	Class A	Class A	Class C	Class C
	USD ACC	HKD ACC	USD ACC	HKD ACC
	USD	USD	USD	USD
Period from 24 February 2020 (date of inception) to 31 March 2021	9.03	89.92	9.03	89.92
Year ended 31 March 2022	8.79	88.28	8.79	88.28
Period from 1 April 2022 to 26 August 2022 (date of termination)	8.72	87.78	8.72	87.78

Investment records


	Net asset value per unit				Total net asset value
	Class A USD ACC	Class A HKD ACC	Class C USD ACC	Class C HKD ACC	
	USD	USD	USD	USD	USD
As at 26 August 2022 (date of termination)	-	-	-	-	-
As at 31 March 2022	8.82	88.66	8.82	88.66	129,929,314
As at 31 March 2021	9.72	96.97	9.72	96.97	152,855,072

Invesco Trust Series


Report of the Trustee to the Unitholders

We hereby confirm that, in our opinion, the Manager of Invesco Asian Bond Fixed Maturity Fund 2022 - III (the "Fund") has, in all material respects, managed the Fund in accordance with the provisions of the Trust Deed dated 30 June 2015, as amended and supplemented by seven supplemental deeds dated 13 February 2018 (first supplemental deed), 18 September 2018 (second supplemental deed), 14 June 2019 (third supplemental deed), 15 August 2019 (fourth supplemental deed), 26 September 2019 (fifth supplemental deed) and 18 December 2019 (sixth and seventh supplemental deed) respectively, as further amended and restated by way of a supplemental deed dated 31 December 2019, and further amended and supplemented by six supplemental deeds dated 17 June 2020 (eighth to thirteenth supplemental deed) respectively, another supplemental deed dated 10 November 2020 (fourteenth supplemental deed) and a further series of six supplemental deeds dated 7 January 2021 (fifteenth to twentieth supplemental deed) respectively, and further amended and supplemented by two supplemental deeds dated 4 May 2022 (Twenty-eighth to Twenty-ninth supplemental deed) respectively (collectively, the "Trust Deed"), for the period ended 26 August 2022 (date of termination).

For and on behalf of the Trustee,
State Street Trust (HK) Limited



.....
Authorised Signatory
Hong Kong, 26 October 2022



.....
Authorised Signatory

Invesco Trust Series

Independent auditor's report

To the unitholders of Invesco Asian Bond Fixed Maturity Fund 2022 - III

Report on the Audit of the Financial Statements

Opinion

What we have audited

The financial statements of Invesco Asian Bond Fixed Maturity Fund 2022 - III (the "Fund"), which are set out on pages 12 to 37, comprise:

- the statement of financial position as at 26 August 2022 (date of termination);
- the statement of comprehensive income for the period from 1 April 2021 to 26 August 2022 (date of termination);
- the statement of changes in net assets attributable to unitholders for the period from 1 April 2021 to 26 August 2022 (date of termination);
- the statement of cash flows for the period from 1 April 2021 to 26 August 2022 (date of termination); and
- the notes to the financial statements, which include significant accounting policies and other explanatory information.

Our opinion

In our opinion, the financial statements give a true and fair view of the financial position of the Fund as at 26 August 2022 (date of termination), and of its financial transactions and its cash flows for the period from 1 April 2021 to 26 August 2022 (date of termination) in accordance with Hong Kong Financial Reporting Standards ("HKFRSs") issued by the Hong Kong Institute of Certified Public Accountants ("HKICPA").

Basis for Opinion

We conducted our audit in accordance with Hong Kong Standards on Auditing ("HKSA") issued by the HKICPA. Our responsibilities under those standards are further described in the Auditor's Responsibilities for the Audit of the Financial Statements section of our report.

We believe that the audit evidence we have obtained is sufficient and appropriate to provide a basis for our opinion.

Independence

We are independent of the Fund in accordance with the HKICPA's Code of Ethics for Professional Accountants (the "Code"), and we have fulfilled our other ethical responsibilities in accordance with the Code.

Invesco Trust Series

Independent auditor's Report

To the unitholders of Invesco Asian Bond Fixed Maturity Fund 2022 - III (continued)

Emphasis of Matter

We draw your attention to Note 2 to the financial statements which states that Invesco Asian Bond Fixed Maturity Fund 2022 - III was matured and terminated on 26 August 2022 (date of termination). As a result, the financial statements of the Fund have been prepared using the liquidation basis of accounting. Our opinion is not modified in respect of this matter.

Other Information

The other information comprises all of the information included in the annual report other than the financial statements and our auditor's report thereon. The manager of the Fund (the "Manager") is responsible for other information, except the report of the trustee to the unitholders for which the trustee of the Fund (the "Trustee") is responsible to issue.

Our opinion on the financial statements does not cover the other information and we do not express any form of assurance conclusion thereon.

In connection with our audit of the financial statements, our responsibility is to read the other information and, in doing so, consider whether the other information is materially inconsistent with the financial statements or our knowledge obtained in the audit or otherwise appears to be materially misstated.

If, based on the work we have performed, we conclude that there is a material misstatement of this other information, we are required to report that fact. We have nothing to report in this regard.

Responsibilities of the Manager for the Financial Statements

The Manager is responsible for the preparation of the financial statements that give a true and fair view in accordance with HKFRSs issued by the HKICPA, and for such internal control as the Manager determines is necessary to enable the preparation of financial statements that are free from material misstatement, whether due to fraud or error.

In preparing the financial statements, the Manager is responsible for assessing the Fund's ability to continue as a going concern, disclosing, as applicable, matters related to going concern and using the going concern basis of accounting unless the Manager either intends to liquidate the Fund or to cease operations, or has no realistic alternative but to do so.

In addition, the Manager is required to ensure that the financial statements have been properly prepared in accordance with the relevant disclosure provisions of the trust deed dated 30 June 2015, as amended and supplemented by seven supplemental deeds dated 13 February 2018 (first supplemental deed), 18 September 2018 (second supplemental deed), 14 June 2019 (third supplemental deed), 15 August 2019 (fourth supplemental deed), 26 September 2019 (fifth supplemental deed) and 18 December 2019 (sixth and seventh supplemental deed) respectively, as further amended and restated by way of a supplemental deed dated 31 December 2019, and further amended and supplemented by six supplemental deeds dated 17 June 2020 (eighth to thirteenth supplemental deed) respectively, another supplemental deed dated 10 November 2020 (fourteenth supplemental deed) and a further series of six supplemental deeds dated 7 January 2021 (fifteenth to twentieth supplemental deed), and further amended and supplemented by two supplemental deeds dated 4 May 2022 (Twenty-eighth to Twenty-ninth supplemental deed) respectively (collectively, the "Trust Deed") and Appendix E of the Code on Unit Trusts and Mutual Funds issued by the Hong Kong Securities and Futures Commission (the "SFC Code").

Invesco Trust Series

Independent auditor's Report

To the unitholders of Invesco Asian Bond Fixed Maturity Fund 2022 - III (continued)

Auditor's Responsibilities for the Audit of the Financial Statements

Our objectives are to obtain reasonable assurance about whether the financial statements as a whole are free from material misstatement, whether due to fraud or error, and to issue an auditor's report that includes our opinion. We report our opinion solely to you, as a body, and for no other purpose. We do not assume responsibility towards or accept liability to any other person for the contents of this report. Reasonable assurance is a high level of assurance, but is not a guarantee that an audit conducted in accordance with HKSAs will always detect a material misstatement when it exists. Misstatements can arise from fraud or error and are considered material if, individually or in the aggregate, they could reasonably be expected to influence the economic decisions of users taken on the basis of these financial statements. In addition, we are required to assess whether the financial statements of the Fund has been properly prepared, in all material respects, in accordance with the relevant disclosure provisions of the Trust Deed and Appendix E of the SFC Code.

As part of an audit in accordance with HKSAs, we exercise professional judgment and maintain professional scepticism throughout the audit. We also:

- Identify and assess the risks of material misstatement of the financial statements, whether due to fraud or error, design and perform audit procedures responsive to those risks, and obtain audit evidence that is sufficient and appropriate to provide a basis for our opinion. The risk of not detecting a material misstatement resulting from fraud is higher than for one resulting from error, as fraud may involve collusion, forgery, intentional omissions, misrepresentations, or the override of internal control.
- Obtain an understanding of internal control relevant to the audit in order to design audit procedures that are appropriate in the circumstances, but not for the purpose of expressing an opinion on the effectiveness of the Fund's internal control.
- Evaluate the appropriateness of accounting policies used and the reasonableness of accounting estimates and related disclosures made by the Manager.
- Conclude on the appropriateness of the Manager's use of the going concern basis of accounting and, based on the audit evidence obtained, whether a material uncertainty exists related to events or conditions that may cast significant doubt on the Fund's ability to continue as a going concern. If we conclude that a material uncertainty exists, we are required to draw attention in our auditor's report to the related disclosures in the financial statements or, if such disclosures are inadequate, to modify our opinion. Our conclusions are based on the audit evidence obtained up to the date of our auditor's report.
- Evaluate the overall presentation, structure and content of the financial statements, including the disclosures, and whether the financial statements represent the underlying transactions and events in a manner that achieves fair presentation.

We communicate with the Manager and the Trustee regarding, among other matters, the planned scope and timing of the audit and significant audit findings, including any significant deficiencies in internal control that we identify during our audit.

Report on Matters under the Relevant Disclosure Provisions of the Trust Deed and Appendix E of the SFC Code

In our opinion, the financial statements have been properly prepared, in all material respects, in accordance with the relevant disclosure provisions of the Trust Deed and Appendix E of the SFC Code.

PricewaterhouseCoopers

Certified Public Accountants

Hong Kong, 26 October 2022


Invesco Trust Series

Invesco Asian Bond Fixed Maturity Fund 2022 - III


Statement of financial position As at 26 August 2022 (date of termination)

	Note	As at 26 August 2022 (date of termination) USD	31 March 2022 USD
Assets			
Current assets			
Financial assets at fair value through profit or loss	4(f)	-	119,432,277
Interest receivable		33,906	5,750
Amounts receivable from broker		-	1,000,000
Cash and cash equivalents	6(e)	127,718,629	13,645,787
Total assets		127,752,535	134,083,814
Liabilities			
Current liabilities			
Amounts payable on redemption		127,704,406	-
Amounts payable to brokers		-	3,999,933
Management fee payable	6(a)	39,238	44,280
Trustee fee and administration fee payable	6(b)	4,691	5,278
Accruals and other payables		4,200	124,909
Liabilities (excluding net assets attributable to unitholders)		127,752,535	4,174,400
Net assets attributable to unitholders	3	-	129,909,414
Adjustments for amortisation of formation costs	3	-	16,987
Adjustments for amortisation of termination costs	3	-	2,913
Net assets attributable to unitholders after adjustments to formation costs and termination costs		-	129,929,314
Number of units outstanding			
- Class A USD MD1		-	1,859,529.84
- Class A HKD MD1		-	583,264.30
- Class C USD MD1		-	12,106,068.74
- Class C HKD MD1		-	15,000.00
Net asset value per unit			
- Class A USD MD1		-	USD8.82
- Class A HKD MD1		-	HKD88.66
- Class C USD MD1		-	USD8.82
- Class C HKD MD1		-	HKD88.66

For and on behalf of the Manager,
Invesco Hong Kong Limited



Director
Hong Kong, 26 October 2022



Director

The accompanying notes form an integral part of these financial statements.

Invesco Trust Series

Invesco Asian Bond Fixed Maturity Fund 2022 - III

Statement of comprehensive income

For the period from 1 April 2022 to 26 August 2022 (date of termination)

	Note	For the period from 1 April 2022 to 26 August 2022 (date of termination) USD	For the year ended 31 March 2022 USD
Income			
Change in unrealised gains of financial assets and liabilities at fair value through profit or loss		-	5,463,439
Net realised gains/(losses) on financial assets at fair value through profit or loss		809,063	(13,392,125)
Net losses on foreign currencies		(76)	(331)
Interest income		52,001	-
Other income		27,660	194,582
Total investment income/(loss)		888,648	(7,734,435)
Expenses			
Management fee	6(a)	(208,965)	(575,331)
Trustee fee and administration fee	6(b)	(24,951)	(67,534)
Audit fee		(15,600)	(23,157)
Safe custody and bank charges	6(c)	(3,744)	(14,102)
Transfer agent fee	6(d)	(1,306)	(4,826)
Legal fee		-	(3,776)
Other operating expenses		(7,171)	(7,111)
Total operating expenses		(261,737)	(695,837)
Operating profit/(loss)		626,910	(8,430,272)
Finance cost			
Distributions to unitholders	7	(2,021,821)	(5,041,082)
Loss after distributions and before tax		(1,394,911)	(13,471,354)
Withholding taxes	5	-	6,874
Adjustments for amortisation of formation costs	3	68,307	(41,884)
Adjustments for amortisation of termination costs	3	14,146	(7,180)
Decrease in net assets attributable to unitholders after adjustment to formation costs and termination costs		(1,312,458)	(13,513,544)

The accompanying notes form an integral part of these financial statements.

Invesco Trust Series

Invesco Asian Bond Fixed Maturity Fund 2022 - III

Statement of changes in net assets attributable to unitholders
For the period from 1 April 2022 to 26 August 2022 (date of termination)

	Note	For the period from 1 April 2022 to 26 August 2022 (date of termination) USD	For the year ended 31 March 2022 USD
Net assets attributable to unitholders at beginning of the period		129,929,314	152,855,072
Redemption of units	3	(128,616,856)	(9,412,214)
Net decrease from unit transactions		(128,616,856)	(9,412,214)
Decrease in net assets attributable to unitholders after adjustments to formation costs and termination costs		(1,312,458)	(13,513,544)
Net assets attributable to unitholders after adjustments to formation costs and termination costs at end of the period	3	-	129,929,314

The accompanying notes form an integral part of these financial statements.

Invesco Trust Series

Invesco Asian Bond Fixed Maturity Fund 2022 - III

Statement of cash flows

For the period from 1 April 2022 to 26 August 2022 (date of termination)

	For the period from 1 April 2022 to 26 August 2022 (date of termination) USD	For the year ended 31 March 2022 USD
Cash flows from operating activities		
Payments for purchase of investments	(66,557,087)	(102,922,727)
Proceeds from sale of investments	183,872,691	130,134,243
Interest income received	52,001	-
Other income	27,660	194,582
Management fee paid	(214,008)	(586,563)
Trustee fee and administration fee paid	(25,538)	(68,712)
Withholding tax paid	-	6,874
Other operating expenses paid	(148,530)	(55,358)
	117,007,189	26,702,339
Cash flows from financing activities		
Payment for redemption of units	(912,450)	(9,412,214)
Distributions paid to unitholders	(2,021,821)	(5,041,082)
	(2,934,271)	(14,453,296)
Net increase in cash and cash equivalents		
	114,072,918	12,249,043
Cash and cash equivalents at beginning of the period	13,645,787	1,397,075
Net losses on foreign currencies on cash and cash equivalents	(76)	(331)
	127,718,629	13,645,787
Cash and cash equivalents at end of the period		
	127,718,629	13,645,787
Analysis of cash and cash equivalents		
- Cash at bank	127,718,629	13,645,787

The accompanying notes form an integral part of these financial statements.

Invesco Trust Series

Notes to the financial statements

1 General information

Invesco Asia Bond Fixed Maturity Fund 2022 - III (the "Fund"), is a sub-fund of Invesco Trust Series (the "Trust"). The Trust is a unit trust established as an umbrella fund under the laws of the Hong Kong by a trust deed dated 30 June 2015, as amended by seven supplemental deeds dated 13 February 2018 (first supplemental deed), 18 September 2018 (second supplemental deed), 14 June 2019 (third supplemental deed), 15 August 2019 (fourth supplemental deed), 26 September 2019 (fifth supplemental deed) and 18 December 2019 (sixth and seventh supplemental deed) respectively, as further amended and restated by way of a supplemental deed dated 31 December 2019, and further amended and supplemented by six supplemental deeds dated 17 June 2020 (eighth to thirteenth supplemental deed) respectively, another supplemental deed dated 10 November 2020 (fourteenth supplemental deed) and a further series of six supplemental deeds dated 7 January 2021 (fifteenth to twentieth supplemental deed), and further amended and supplemented by two supplemental deeds dated 4 May 2022 (Twenty-eighth to Twenty-ninth supplemental deed) respectively (collectively, the "Trust Deed") and managed by Invesco Hong Kong Limited (the "Manager"). The Trust and the Fund has been authorised by the Securities and Futures Commission of Hong Kong under section 104(1) of the Hong Kong Securities and Futures Ordinance and are required to comply with the Code on Unit Trusts and Mutual Funds issued by the Securities and Futures Commission of Hong Kong.

The Trust is an umbrella fund with one or more fund. Each fund will have its own separate and distinct investment policy. As at 26 August 2022 (date of termination), the Trust has established twenty two funds - Invesco Belt and Road Bond Fund (launched on 1 March 2018), Invesco Global Multi Income Allocation Fund (launched on 2 October 2018), Invesco Global Bond Fixed Maturity Fund 2022 (launched on 29 July 2019), Invesco Global Bond Fixed Maturity Fund 2022-II (launched on 9 September 2019), Invesco Asian Bond Fixed Maturity Fund 2022 (launched on 28 October 2019), Invesco Asian Bond Fixed Maturity Fund 2022-II (launched on 20 January 2020), Invesco Asian Bond Fixed Maturity Fund 2022-III (launched on 24 February 2020), Invesco Asia Bond Fixed Maturity Fund 2021-I (launched on 21 July 2020), Invesco Asia Bond Fixed Maturity Fund 2021-II (launched on 27 August 2020), Invesco Asia Bond Fixed Maturity Fund 2021-III (launched on 28 September 2020), Invesco Asian Bond Fixed Maturity Fund 2021-IV (launched on 29 October 2020), Invesco Asian Bond Fixed Maturity Fund 2021 - V (launched on 30 November 2020), Invesco Asian Bond Fixed Maturity Fund 2021 - VI (launched on 28 December 2020), Invesco Asian Bond Fixed Maturity Fund 2022 - IV (launched on 25 January 2021), Invesco Asian Bond Fixed Maturity Fund 2024 (launched on 5 February 2021), Invesco Asian Bond Fixed Maturity Fund 2022 - V (launched on 4 March 2021) and Invesco Asian Bond Fixed Maturity Fund 2022 - VI (launched on 26 March 2021), Invesco Asian Bond Fixed Maturity Fund 2022 - VII (launched on 29 April 2021), Invesco Asian Bond Fixed Maturity Fund 2022 - VIII (launched on 31 May 2021), Invesco Asian Bond Fixed Maturity Fund 2022 - IX (launched on 28 June 2021), Invesco Global Investment Grade Corporate Bond Feeder Fund (launched on 10 May 2022) and Invesco Asia Asset Allocation Feeder Fund (launched on 10 May 2022).

Investment strategy

The Fund aims to generate income throughout the investment period and return the initial investment capital upon maturity (for the avoidance of doubt, the Fund is not a guarantee or capital-protected product). The Fund seeks to achieve its investment objective by providing Unitholders with exposure to a buy-and-hold portfolio of USD denominated fixed income instruments with active risk monitoring and primarily investing in Investment Grade fixed income instruments over a fixed investment period of 2.5 years from the close of the Initial Offer Period, which is from 3 February 2020 to 21 February 2020, up to the Fund's Maturity Date, which is 26 August 2022. The Fund is terminated automatically on or around the maturity date.

Invesco Trust Series

Notes to the financial statements

1 General information (continued)

The Fund will invest primarily (i.e. at least 70% of its Net Asset Value) in a portfolio of Asian fixed income instruments denominated in USD issued by issuers selected by the Manager at its discretion (such as governments, government agencies, supranational entities, corporations, financial institutions and banks), which may include issuers located in emerging as well as developed markets in Asia. For the purposes of the Fund, Asian countries include all countries in Asia excluding Japan but including Australia and New Zealand.

The trustee of the Trust is State Street Trust (HK) Limited (the "Trustee").

2 Summary of significant accounting policies

The significant accounting policies applied in the preparation of these financial statements are set out below. These policies have been applied to all the period/year presented, unless otherwise stated.

(a) Basis of preparation

The financial statements have been prepared in accordance with Hong Kong Financial Reporting Standards ("HKFRS") issued by Hong Kong Institute of Certified Public Accountants ("HKICPA"). The financial statements have been prepared under the historical cost convention, as modified by the revaluation of financial assets at fair value through profit or loss.

As refer to Note 1, Invesco Asian Bond Fixed Maturity Fund 2022 - III was matured and terminated on 26 August 2022. As of 26 August 2022 (date of termination), the Fund disposed of all debt securities at fair value through profit or loss. As a result, the financial statements of the Fund have been prepared using liquidation basis of accounting. The Investment Manager has assessed that the fair values of all assets and liabilities of the Fund at the reporting date approximate their realisable value and therefore no changes in accounting policies or adjustments have been made in the financial statements to reflect the fact that the Fund will be able to realise its assets or to extinguish its liabilities in the normal course of business.

The preparation of financial statements in conformity with HKFRS requires the Manager to make judgements, estimates and assumptions that affect the application of policies and the reported amounts of assets and liabilities, income and expenses. The estimates and associated assumptions are based on historical experience and various other factors that are believed to be reasonable under the circumstances, the results of which form the basis of making the judgements about carrying values of assets and liabilities that are not readily apparent from other sources. Actual results may differ from these estimates.

Standards and amendments to existing standards effective for the period beginning 1 April 2022

There are no standards, interpretations or amendments to existing standards that are effective for the first time for the financial period beginning 1 April 2022 that would be expected to have a material impact on the Fund.

New standards, amendments and interpretations effective after 1 April 2022 and have not been early adopted

A number of new standards, amendments to standards and interpretations are effective for periods beginning after 1 April 2022, and have not been early adopted in preparing these financial statements. None of these are expected to have a material effect on the financial statements of the Fund.

Invesco Trust Series

Notes to the financial statements

2 Summary of significant accounting policies (continued)

(b) Financial assets and liabilities at fair value through profit or loss

(i) Classification

The Fund classifies the investments based on both the Fund's business model for managing those financial assets and the contractual cash flow characteristics of the financial assets. The portfolio of financial assets is managed and performance is evaluated on a fair value basis. The Fund is primarily focused on fair value information and use that information to assess the assets' performance and to make decisions. The Fund has not taken the option to irrevocably designate any equity securities as fair value through other comprehensive income. Consequently, all investments are measured at fair value through profit or loss.

As such, the Fund classifies all of its investment portfolio as financial assets at fair value through profit or loss.

The Fund's policy requires the Manager to evaluate the information about these financial assets on a fair value basis together with other related financial information.

(ii) Recognition, derecognition and measurement

Purchase and sale of financial assets and liabilities are recognised on the trade date - the date on which the trade is executed. Financial assets are initially recognised at the purchase consideration and related transaction costs are expensed as incurred in the statement of comprehensive income.

Realised gains and losses on financial assets at fair value through profit or loss represent the difference between initial carrying amounts and disposal amounts and are included in the statement of comprehensive income within "net realised gains/(losses) on financial assets and liabilities at fair value through profit or loss in the period in which they arise.

Financial assets are derecognised when the rights to receive cash flows from the investments have expired or the Fund has transferred substantially all risks and rewards of the ownership.

Subsequent to initial recognition, all financial assets at fair value through profit or loss are measured at fair value. Gains and losses arising from changes in the fair value of the "financial assets at fair value through profit or loss" category are presented in the statement of comprehensive income within "change in unrealised gains/(losses) of financial assets and financial liabilities at fair value through profit or loss" in the period in which they arise.

(iii) Fair value estimation

Fair value is the amount that would be received to sell an asset, or paid to transfer a liability, in an orderly transaction between market participants at the measurement date.

The fair value of financial assets and liabilities that are not traded in an active market (for example, over-the-counter derivatives) is determined using valuation techniques. The Fund uses a variety of methods and makes assumptions that are based on market conditions existing at each reporting date. Valuation techniques used include the use of option pricing models and other valuation techniques commonly used by market participants making the maximum use of market inputs and replying as little as possible on entity-specific inputs.

Invesco Trust Series

Notes to the financial statements

2 Summary of significant accounting policies (continued)

(c) Income and expenses

Interest income on investments is accounted for as part of net gains on financial assets and liabilities at fair value through profit or loss in the statement of comprehensive income.

Interest income on bank deposits is recognised on a time proportionate basis using the effective interest method.

Other income and expenses are accounted for on an accrual basis.

(d) Amounts due from and to brokers

Amounts due from and to brokers represent receivables for securities sold and payables for securities purchased that have been contracted for but not yet settled or delivered on the statement of financial position date respectively. These amounts are recognised initially at fair value and subsequently measured at amortised cost using the effective interest method, less provision for impairment for amounts due from brokers. At each reporting date, the Fund shall measure the loss allowance on amounts due from broker at an amount equal to the lifetime expected credit losses if the credit risk has increased significantly since initial recognition. If, at the reporting date, the credit risk has not increased significantly since initial recognition, the Fund shall measure the loss allowance at an amount equal to 12-month expected credit losses. Significant financial difficulties of the broker, probability that the broker will enter bankruptcy or financial reorganisation, and default in payments are all considered indicators that a loss allowance may be required. If the credit risk increases to the point that it is considered to be credit impaired, interest income will be calculated based on the gross carrying amount adjusted for the loss allowance. A significant increase in credit risk is defined by management as any contractual payment which is more than 30 days past due. Any contractual payment which is more than 90 days past due is considered credit impaired.

(e) Accounts payable and accruals

Accounts payable and accruals are recognised initially at fair value and subsequently stated at amortised cost. The difference between the proceeds and the amount payable is recognised over the period of the payable using the effective interest method. Accounts payable are classified as current liabilities if payment is due within one year or less. If not, they are presented as non-current liabilities.

(f) Foreign currency translation

(i) Functional and presentation currency

Items included in the financial statements are measured using the currency of the primary economic environment in which the Fund operates (the "functional currency"). The performance of the Fund is measured and reported to the unitholders in the United States dollar ("USD"). The Manager considers USD as the currencies that most faithfully represent the economic effects of the underlying transactions, events and conditions to the Fund respectively. The financial statements are presented in USD, which are the Fund's functional and presentation currencies.

(ii) Transactions and balances

Foreign currency transactions are translated into the functional currency using the exchange rates prevailing at the dates of the transactions. Foreign currency assets and liabilities are translated into the functional currency using the exchange rate prevailing at the period-end date. Foreign exchange gains and losses arising from translation are included in the statement of comprehensive income.

Invesco Trust Series

Notes to the financial statements

2 Summary of significant accounting policies (continued)

(f) Foreign currency translation (continued)

(ii) Transactions and balances (continued)

Foreign exchange gains and losses relating to cash and cash equivalents are presented in the statement of comprehensive income within "net gains/losses on foreign currencies".

Foreign exchange gains and losses relating to the financial assets and liabilities carried at fair value through profit or loss are presented in the statement of comprehensive income within "change in unrealised gains/(losses) of financial assets and liabilities at fair value through profit or loss" and "net realised gains/(losses) on of financial assets and liabilities at fair value through profit or loss".

(g) Cash and cash equivalents

Cash and cash equivalents include cash in hand, deposits held at call with banks, other short term highly liquid investments with original maturities of three months or less, and bank overdrafts, if any.

(h) Redeemable units

The Fund issues redeemable units, which are redeemable at the unitholders' option and are classified as financial liabilities.

Redeemable units are issued or redeemed at prices based on the Fund's net asset value per unit as at the close of business on the relevant dealing day. The Fund's net asset value per unit is calculated by dividing the net assets attributable to unitholders with the total number of outstanding redeemable units.

(i) Formation costs and termination costs

Expenditures incurred in the formation and termination of the Fund is recognised as expenses of the Fund in the period in which they arise.

(j) Distribution

Distributions to the Distribution Classes and Set Distribution Classes are recognised in the statement of comprehensive income when proposed distribution is approved on ex-date by the Manager. Distributions of the Distribution Classes and Set Distribution Classes declared, if any, shall be distributed among the unitholders of the relevant Distribution Classes and Set Distribution Classes rateably in accordance with the number of units held by them on the record date as determined by the Manager with the approval of the Trustee in respect of the corresponding distribution. The distribution on the redeemable units is recognised as a finance cost in the statement of comprehensive income.

(k) Offsetting financial instruments

Financial assets and financial liabilities are offset, and the net amount reported in the statement of financial position when there is a legally enforceable right to offset the recognised amounts and there is an intention to settle on a net basis or realise the asset and settle the liability simultaneously.

Invesco Trust Series

Notes to the financial statements

3 Number of units in issue and net assets attributable to unitholders

Net assets attributable to unitholders represent a liability in the statement of financial position, carried at the redemption amount that would be payable at the period end date if the unitholders exercised the right to redeem units in the Fund.

The movement of the number of units in issue during the period is as follows:

	For the period from 1 April 2022 to 26 August 2022 (date of termination) Units	For the year ended 31 March 2022 Units
Class A USD MD1 Units		
Units outstanding at beginning of the period	1,859,529.84	2,092,798.10
Units redeemed	(1,859,529.84)	(233,268.26)
	<u> </u>	<u> </u>
Units outstanding at end of the period	-	1,859,529.84
	<u> </u>	<u> </u>
	USD	USD
Net assets attributable to unitholders per unit	-	8.82
	<u> </u>	<u> </u>

	For the period from 1 April 2022 to 26 August 2022 (date of termination) Units	For the year ended 31 March 2022 Units
Class A HKD MD1 Units		
Units outstanding at beginning of the period	583,264.30	844,449.30
Units redeemed	(583,264.30)	(261,185.00)
	<u> </u>	<u> </u>
Units outstanding at end of the period	-	583,264.30
	<u> </u>	<u> </u>
	HKD	HKD
Net assets attributable to unitholders per unit	-	88.66
	<u> </u>	<u> </u>

Invesco Trust Series

Notes to the financial statements

3 Number of units in issue and net assets attributable to unitholders (continued)

	For the period from 1 April 2022 to 26 August 2022 (date of termination) Units	For the year ended 31 March 2022 Units
Class C USD MD1 Units		
Units outstanding at beginning of the period	12,106,068.74	12,536,068.74
Units redeemed	(12,106,068.74)	(430,000.00)
	-	12,106,068.74
	-	12,106,068.74
	HKD	HKD
Net assets attributable to unitholders per unit	-	8.82
	-	8.82
	-	8.82
	For the period from 1 April 2022 to 26 August 2022 (date of termination) Units	For the year ended 31 March 2022 Units
Class C HKD MD1 Units		
Units outstanding at beginning of the period	15,000.00	15,000.00
Units redeemed	(15,000.00)	-
	-	15,000.00
	-	15,000.00
	HKD	HKD
Net assets attributable to unitholders per unit	-	88.66
	-	88.66
	-	88.66

Invesco Trust Series

Notes to the financial statements

4 Financial risk management

Strategy in using financial instruments

Risk management process

Investment risk management is an integral part of the investment process. It is the responsibility of the chief investment officer (“CIO”) of the Manager to ensure that the investment process is driven by a cohesive team of experienced investment professionals who work together to uncover biases in the whole decision-making process. The CIO, with the help of the risk and performance teams, is also responsible for ensuring that a disciplined and transparent investment process is being followed. This would encompass but by no means be limited to ensuring that there is a disciplined and multi-factor focus decision making process, systematic screening for ideas generation, market/stock liquidity risk is evaluated, stocks are well researched, target prices are reviewed, portfolios are appropriately diversified, and investment guidelines and risk parameters are adhered to, etc.

The Fund is exposed to market price risk, interest rate risk, credit risk, liquidity risk and currency risk arising from the financial instruments it holds. The risk management policies employed by the Fund to manage these risks are discussed below.

(a) Market price risk

Market price risk is the risk that the value of the Fund’s investment portfolios will fluctuate as a result of changes in market prices. This risk is managed by ensuring that all activities are transacted in accordance with mandates, overall investment strategy and within approved limits. Market risk analysis is conducted regularly on a total portfolio basis.

Price risk is also managed by the Manager by constructing a diversified portfolio of securities. The portfolios are subject to investment restrictions and prohibitions in accordance with the terms set out in the Fund’s offering document.

The Manager does not manage the Fund with reference to any market index. The Fund is also not directly correlated with any market index. Any index should be used only for reference purpose.

As of 26 August 2022 (date of termination), the Fund disposed of all debt securities at fair value through profit or loss. As a result, the Fund is no longer exposed to the market price risk as at 26 August 2022 (date of termination).

The table below summarises the impact of increase/decrease from the Fund’s underlying benchmark on the Fund’s net assets attributable to unitholders as at 31 March 2022. The analysis is based on the assumption that the index component within the benchmark increased/decreased by respective percentage with all other variables held constant and that the fair value of the Fund’s financial assets at fair value through profit or loss moved according to the historical correlation with the indices.

	31 March 2022	
Benchmark components	% of reasonable possible change of the relevant benchmark	Impact on net assets attributable to unitholders (+/-)
ICE BofA 1-3 Year Asian Dollar Index	10%	USD289,999

Invesco Trust Series

Notes to the financial statements

4 Financial risk management (continued)

(b) Interest rate risk

Interest rate risk is the risk that the value of a financial instrument will fluctuate due to changes in market interest rates.

The table below summarises the Fund's exposure to interest rate risk and includes the Fund's financial assets and liabilities at fair values, categorised by the earlier of contractual repricing or maturity dates.

	Up to 1 year USD	1-5 years USD	Over 5 years USD	Non-interest bearing USD	Total USD
At 26 August 2022 (date of termination)					
Assets					
Interest receivables	-	-	-	33,906	33,906
Cash and cash equivalents	-	-	-	127,718,629	127,718,629
Total assets	-	-	-	127,752,535	127,752,535
Liabilities					
Amounts payable on redemption	-	-	-	127,704,406	127,704,406
Management fees payable	-	-	-	39,238	39,238
Trustee fee and administration fee payable	-	-	-	4,691	4,691
Accruals and other payables	-	-	-	4,200	4,200
Total liabilities	-	-	-	127,752,535	127,752,535
Total interest sensitivity gap	-	-	-		

Invesco Trust Series

Notes to the financial statements

4 Financial risk management (continued)

(b) Interest rate risk (continued)

	Up to 1 year USD	1-5 years USD	Over 5 years USD	Non-interest bearing USD	Total USD
At 31 March 2022					
Assets					
Financial assets at fair value through profit or loss	119,246,742	185,535	-	-	119,432,277
Interest receivable	-	-	-	1,000,000	1,000,000
Amounts receivable from brokers	5,750	-	-	-	5,750
Cash and cash equivalents	13,645,787	-	-	-	13,645,787
Total assets	<u>132,898,279</u>	<u>185,535</u>	<u>-</u>	<u>1,000,000</u>	<u>134,083,814</u>
Liabilities					
Amounts payable to brokers	-	-	-	3,999,933	3,999,933
Management fees payable	-	-	-	44,280	44,280
Trustee fee and administration fee payable	-	-	-	5,278	5,278
Accruals and other payables	-	-	-	124,909	124,909
Net assets attributable to unitholders	-	-	-	129,909,414	129,909,414
Total liabilities	<u>-</u>	<u>-</u>	<u>-</u>	<u>134,083,814</u>	<u>134,083,814</u>
Total interest sensitivity gap	<u>132,898,279</u>	<u>185,535</u>	<u>-</u>		

Interest rate sensitivity

As at 26 August 2022 (date of termination), the Fund disposed of all debt securities at fair value through profit or loss. As a result, the Fund is no longer exposed to the interest rate risk associated with debt securities as at 26 August 2022 (date of termination).

As at 31 March 2022, the fair value of debt securities and money market instruments invested by the Fund was USD119,438,027. If the market interest rates as at the reporting date increased/decreased of 50 basis points, with all other variables held constant, the net assets attributable to unitholders of the Fund would decrease/increase in USD137,354.

The majority of the Funds' other financial assets and liabilities are non-interest bearing except for the cash and cash equivalents. As a result, the Manager considers that the Fund is not currently subject to significant amounts of risk due to fluctuations in the prevailing levels of market interest rates.

Invesco Trust Series

Notes to the financial statements

4 Financial risk management (continued)

(c) Credit risk

Credit risk is the risk that a counterparty will fail to perform contractual obligations, either in whole or in part, under a contract.

All investment transactions are settled/paid for upon delivery through approved brokers. The risk of default is considered minimal since delivery of investments sold is only made once the broker has received payment. Payments are made on purchases of investments only once the investments have been received by the broker. The trade will fail if either party fails to meet its obligation.

As of 26 August 2022 (date of termination), the Fund disposed all debt securities at fair value through profit or loss. As a result, the Fund is no longer exposed to the credit risk associated with debt securities as at 26 August 2022 (date of termination).

As at 26 August 2022, the Fund is exposed to credit risk on cash and cash equivalents and amounts receivable from brokers. The table below summarises the assets placed with bank and custodian and their respective credit rating assigned as at 26 August 2022 (date of termination):

At 26 August 2022 (date of termination)	USD	Credit rating	Source of credit rating
<u>Bank</u>			
State Street Bank and Trust Company	127,718,629	AA-	S&P (Foreign currency LT)

As at 31 March 2022, the main concentration of credit risk to which the Fund is exposed arises from the Fund's investments in debt securities and derivatives. The Fund is also exposed to credit risk on cash and cash equivalents and amounts receivable from brokers. The table below summarises the assets placed with bank and custodian and their respective credit rating assigned as at 31 March 2022:

At 31 March 2022	USD	Credit rating	Source of credit rating
<u>Custodian</u>			
State Street Bank and Trust Company	120,438,027	AA-	S&P (Foreign currency LT)
<u>Bank</u>			
State Street Bank and Trust Company	13,645,787	AA-	S&P (Foreign currency LT)

Invesco Trust Series

Notes to the financial statements

4 Financial risk management (continued)

(c) Credit risk (continued)

The table below summarises the credit rating of the investment portfolio of the debt securities of the Fund assigned by S&P/Moody's as at 31 March 2022:

Portfolio by rating category	% of financial assets at fair value through profit or loss (excluding derivatives) 31 March 2022
Rating	
AA/Aa2	0.42
AA-/Aa3	1.06
A+/A1	0.48
A/A2	1.20
A-/A3	5.47
BBB+/Baa1	11.62
BBB/Baa2	12.13
BBB-/Baa3	10.32
B+/B1	1.38
B-/B3	0.82
Not rated	55.10
	100.00
	100.00

Where an investment is unrated, the Manager constructs a proxy/shadow rating. The inhouse credit research and rating methodology is particularly important for unrated investments to ensure that the credit risk taken is being adequately compensated for versus similar rated issuers. The purpose of internal rating is to ensure that the judgement on relative value is as precise as it can be. The Manager does not have a defined rating policy in this regard, it depends on the judgement of the analysts.

More importantly, the analysts must cover and monitor the credit rating status of all the investments in the portfolios. This means that all unrated debt securities must undergo the same rigorous bottom-up credit analysis process to determine a recommendation and credit opinion for the issuer and this forms the basis of our evaluation of credit rating status for investments.

The maximum exposure to credit risk at year/period end date is the carrying amount of the financial assets as shown on the statement of financial position.

None of the assets is impaired nor past due but not impaired as at year/period end date.

The Fund measures credit risk and expected credit losses using probability of default, exposure at default and loss given default. The Investment Manager considers both historical analysis and forward looking information in determining any expected credit loss. At period/year end date, the Manager consider the probability of default to be close to zero as the counterparties have a strong capacity to meet their contractual obligations in the near term. As a result, no loss allowance has been recognised based on 12-month expected credit losses as any such impairment would be wholly insignificant to the Fund.

Invesco Trust Series

Notes to the financial statements

4 Financial risk management (continued)

(d) Liquidity risk

Liquidity risk is the risk that the Fund will encounter difficulty in settling a liability, including a redemption request.

The Fund is exposed to daily cash redemptions of redeemable units. It therefore invests most of its assets in investments which are considered readily realisable as they are listed on various reputable stock exchanges.

The Manager is entitled with the approval of the Trustee to limit the number of units to be redeemed on any one dealing day to 10% of the units in issue (with redemption requests applied pro rata) and any excess redemption requests are then carried forward to the next dealing day. The Manager may suspend the right of unitholders to redeem units in certain circumstances as mentioned in the offering document.

The table below analyses the Fund's financial liabilities into relevant maturity groupings based on the remaining period at the period-end date to the contractual maturity date. The amounts in the table are the contractual undiscounted cash flows. Balances due within 12 months equal their carrying balances, as the impact of discounting is not significant.

	Less than 1 month USD	1- 3 months USD	Over 3 months USD	Total USD
At 26 August 2022 (date of termination)				
Amounts payable on redemption	-	-	-	127,704,406
Management fee payable	-	-	-	39,238
Trustee fee payable	-	-	-	4,691
Accruals and other payables	-	-	-	4,200
	<hr/>	<hr/>	<hr/>	<hr/>
Total financial liabilities	-	-	-	127,752,535
	<hr/> <hr/>	<hr/> <hr/>	<hr/> <hr/>	<hr/> <hr/>
At 31 March 2022				
Amounts payable to brokers	3,999,933	-	-	3,999,933
Management fee payable	44,280	-	-	44,280
Trustee fee payable	5,278	-	-	5,278
Accruals and other payables	-	-	124,909	124,909
Net assets attributable to unitholders	129,909,414	-	-	129,909,414
	<hr/>	<hr/>	<hr/>	<hr/>
Total financial liabilities	133,958,905	-	124,909	134,083,814
	<hr/> <hr/>	<hr/> <hr/>	<hr/> <hr/>	<hr/> <hr/>

The maturity is presented on the basis that the Fund would settle the entire redemption requests from the unitholders without any redemption restriction being triggered.

Units are redeemed on demand at the unitholders' option. However, the Manager does not envisage that the contractual maturity disclosed in the table above will be representative of the actual cash outflows, as the unitholders typically retain their units for the medium to long term.

Invesco Trust Series

Notes to the financial statements

4 Financial risk management (continued)

(d) Liquidity risk (continued)

As at 26 August 2022 (date of termination), the redemption payable to unitholders are attributable to 4 unitholders who held more than 10% of the Fund's units with the holdings being 10%, 22%, 23% and 39% of the Fund's units at redemption.

As at 31 March 2022, 4 unitholders held more than 10% of the Fund's units with the holdings being 38%, 23%, 22% and 15% respectively of the Fund's units on a nominee basis.

The Fund manages their liquidity risk by investing in securities that they expect to be able to liquidate within 7 days or less. The following table illustrates the expected liquidity of assets held:

	Less than 7 days USD	7 days to less than 1 month USD	1-12 months USD	More than 12 months USD	Total USD
At 26 August 2022 (date of termination)					
Total financial assets	127,752,535	-	-	-	127,752,535
At 31 March 2022					
Total financial assets	134,083,814	-	-	-	134,083,814

The Manager monitors the Fund's liquidity position on a daily basis.

(e) Currency risk

As at 26 August 2022 (date of termination) and 31 March 2022, the Fund had no significant foreign currency exposure other than HKD, which is pegged to USD. The majority of monetary and non-monetary assets and liabilities were either denominated in USD or HKD. As a result, no sensitivity analysis is prepared for the Fund as at 26 August 2022 (date of termination) and 31 March 2022.

(f) Fair value estimation

The fair value of financial assets and liabilities traded in active markets (such as trading securities) are based on quoted market prices at the close of trading on the period-end date. The Fund used the last traded market price as its fair valuation inputs for both financial assets and financial liabilities.

An active market is a market in which transactions for the asset or liability take place with sufficient frequency and volume to provide pricing information on an ongoing basis.

The fair value of financial liabilities for disclosure purposes is estimated by discounting the future contractual cash flows at the current market interest rate that is available to the Fund for similar financial instruments.

Invesco Trust Series

Notes to the financial statements

4 Financial risk management (continued)

(f) Fair value estimation (continued)

HKFRS 13 requires the Fund to classify fair value measurements using a fair value hierarchy that reflects the significance of the inputs used in making the measurements. The fair value hierarchy has the following levels:

- Quoted prices (unadjusted) in active markets for identical assets or liabilities (level 1).
- Inputs other than quoted prices included within level 1 that are observable for the asset or liability, either directly or indirectly (level 2).
- Inputs for the asset or liability that are not observable market data (that is, unobservable inputs) (level 3).

The level in the fair value hierarchy within which the fair value measurement is categorised in its entirety is determined on the basis of the lowest level input that is significant to the fair value measurement in its entirety. For this purpose, the significance of an input is assessed against the fair value measurement in its entirety. If a fair value measurement uses observable inputs that require significant adjustment based on unobservable inputs, that measurement is a level 3 measurement. Assessing the significance of a particular input to the fair value measurement in its entirety requires judgement, considering factors specific to the asset or liability.

The determination of what constitutes “observable” requires significant judgement by the Fund. The Fund considers observable data to be that market data that is readily available, regularly distributed or updated, reliable and verifiable, not proprietary, and provided by independent sources that are actively involved in the relevant market.

As at 26 August 2022 (date of termination), the Fund does not hold any investments measured at fair value.

The following table analyses within the fair value hierarchy the Fund’s investments (by class) measured at fair value as at 31 March 2022:

	Level 1 USD	Level 2 USD	Level 3 USD	Total USD
At 31 March 2022				
Financial assets at fair value through profit or loss				
- Listed/quoted debt securities	-	119,432,277	-	119,432,277
	<u>-</u>	<u>119,432,277</u>	<u>-</u>	<u>119,432,277</u>
	<u>-</u>	<u>119,432,277</u>	<u>-</u>	<u>119,432,277</u>

Investments whose values are based on quoted market prices in active markets, and therefore classified within level 1, include active listed and quoted securities.

Financial instruments that trade in markets that are not considered to be active but are valued based on quoted market prices, dealer quotations or alternative pricing sources supported by observable inputs are classified within level 2. As level 2 investments include positions that are not traded in active markets and/or are subject to transfer restrictions, valuations may be adjusted to reflect illiquidity and/or non-transferability, which are generally based on available market information. The Fund does not adjust the quoted price for these investments.

There were no transfers of investments between levels for the period from 1 April 2022 to 26 August 2022 (date of termination) (for the year ended 31 March 2022: no transfer).

Invesco Trust Series

Notes to the financial statements

4 Financial risk management (continued)

(f) Fair value estimation (continued)

The assets and liabilities as stated in the statement of financial position, excluding financial assets and liabilities at fair value through profit or loss, are carried at amortised cost; their carrying values are a reasonable approximation of fair value. There are no other assets or liabilities not carried at fair value but for which the fair value is disclosed.

(g) Offsetting table

As at 26 August 2022 (date of termination), there were no financial assets and liabilities subject to master netting arrangement (as at 31 March 2022: nil).

5 Taxation

In preparing these financial statements, the Manager has made certain assumptions and used various estimates concerning the tax exposure which is dependent on what might happen in the future. The resulting accounting estimates may not equal the related actual results.

Hong Kong

No provision for Hong Kong profits tax has been made as the Fund is authorised as collective investment scheme under Section 104 of the Hong Kong Securities and Futures Ordinance and is therefore exempted from profits tax under Section 26A(1A) of the Hong Kong Inland Revenue Ordinance.

Withholding tax

During the period from 1 April 2022 to 26 August 2022 (date of termination), Invesco Asia Bond Fixed Maturity Fund 2022 - III has incurred withholding tax amounted to USDNil (for the year ended 31 March 2022: USD6,874) on interest income. Such income is recorded gross of withholding tax in the statement of comprehensive income.

6 Transactions with related parties and connected persons

Parties are considered to be related if one party has the ability to control the other party or exercise significant influence over the other party in making financial or operational decisions. Related parties of the Fund also include the Manager, investment delegate, directors of the scheme, Trustee/custodian and their connected persons. Connected Persons are those as defined in the Code on Unit Trusts and Mutual Funds established by the Securities and Futures Commission of Hong Kong (the "SFC Code").

The following is a summary of significant related parties and connected persons transactions entered into during the period between the Fund, the Trustee, the Manager and their related parties and connected persons of the Manager. All transactions with related parties and connected persons of the Manager were entered into in the normal course of business and on normal commercial terms.

Invesco Trust Series

Notes to the financial statements

6 Transactions with related parties and connected persons (continued)

(a) Management fee

The Manager, Invesco Hong Kong Limited, is entitled to receive in respect of the Fund (or any Class thereof), a management fee calculated and accrued on each valuation day and payable monthly in arrears as a percentage of the net asset value of such Fund (or such Class) as at each valuation day, the rate as follows:

	Management fee (per annum)
Class A	0.60%
Class C	0.40%

Total management fee for the period, including the outstanding accrued fees due to the Manager at end of the period, is as follows:

	For the period from 1 Apr 2022 to 26 August 2022 (date of termination) USD	For the year ended 31 March 2022 USD
Management fee for the period	208,965	575,331
Accrued at end of the period	39,238	44,280

(b) Trustee fee and administration fee

State Street Trust (HK) Limited, acting as the trustee and State Street Bank and Trust Company, acting as the administrator of the Fund, is entitled to be paid out of the assets of the Fund the trustee fee and administration fee respectively, which are 0.03% per annum on the first USD50,000,000 of the net asset value and 0.02% per balance net asset value, subject to a minimum monthly fee of USD1,250. The trustee fee is subject to a maximum rate of 2% per annum of the net asset value of the Fund. The minimum monthly fee for both trustee fee and administration fee have been waived for the period from 1 April 2022 to 26 August 2022 (date of termination). Such fees will be accrued daily and be paid monthly in arrears. The Trustee shall be reimbursed for all reasonable out-of-pocket expenses incurred in relation to the Fund out of the Fund's assets.

Total trustee fee and administration fee paid to State Street Trust (HK) Limited and State Street Bank and Trust Company, acting as the trustee and administrator respectively of the Fund for the period, including the outstanding accrued fee at end of the period, are as follows:

	For the period from 1 Apr 2022 to 26 August 2022 (date of termination) USD	For the year ended 31 March 2022 USD
Trustee fee and administration fee for the period	24,951	67,534
Accrued at end of the period	4,691	5,278

Invesco Trust Series

Notes to the financial statements

6 Transactions with related parties and connected persons (continued)

(c) Custodian fee

Total custodian fee paid to State Street Bank and Trust Company, a related party of the Trustee for the period, including the outstanding accrued fee at end of the period, is as follows:

	For the period from 1 Apr 2022 to 26 August 2022 (date of termination) USD	For the year ended 31 March 2022 USD
Custodian fee for the period	3,744	14,102
Accrued at end of the period	-	-
	<u> </u>	<u> </u>

(d) Transfer agent fee

Total transfer agent fee paid to State Street Trust (HK) Limited, acting as the Registrar and Transfer agent of the Fund for the period, including the outstanding accrued fee at end of the period, is as follows:

	For the period from 1 Apr 2022 to 26 August 2022 (date of termination) USD	For the year ended 31 March 2022 USD
Transfer agent fee for the period	1,306	4,826
Accrued at end of the period	-	-
	<u> </u>	<u> </u>

(e) Bank balances and interest income

	For the period from 1 Apr 2022 to 26 August 2022 (date of termination) USD	For the year ended 31 March 2022 USD
Bank balances at end of the period	127,718,629	13,645,787
Interest income for the period	52,001	-
	<u> </u>	<u> </u>

(f) Outstanding spot and forward foreign exchange contracts

As at 26 August 2022 (date of termination), there is no outstanding spot nor forward foreign exchange contracts for the Fund (as at 31 March 2022: nil).

Invesco Trust Series

Notes to the financial statements

6 Transactions with related parties and connected persons (continued)

(g) Unitholders

As at 26 August 2022 (date of termination), there is no holdings from the Manager, the Trustee and their Connected Person (as at 31 March 2022: nil).

7 Distribution

The following table shows the distributions of the Fund during the period from 1 April 2022 to 26 August 2022:

Ex-date	Payment date	No. of units entitled distributions	Distribution per unit	Total distribution amount
Class A USD MD1 - USD			USD	USD
1 April 2022	11 April 2022	1,859,529.84	0.0275	51,137
2 May 2022	11 May 2022	1,834,779.84	0.0275	50,456
1 June 2022	13 June 2022	1,827,884.84	0.0275	50,267
2 July 2022	11 July 2022	1,827,884.84	0.0275	50,267
1 August 2022	11 August 2022	1,827,884.84	0.0275	50,267
				252,394

Class A HKD MD1 - HKD			HKD	USD
1 April 2022	11 April 2022	583,264.30	0.2750	20,465
2 May 2022	11 May 2022	583,264.30	0.2750	20,433
1 June 2022	13 June 2022	583,264.30	0.2750	20,433
2 July 2022	11 July 2022	583,264.30	0.2750	20,434
1 August 2022	11 August 2022	583,264.30	0.2750	20,449
				102,214

Class C USD MD1 - HKD			USD	USD
1 April 2022	11 April 2022	12,106,068.74	0.0275	332,917
2 May 2022	11 May 2022	12,106,068.74	0.0275	332,917
1 June 2022	13 June 2022	12,106,068.74	0.0275	332,917
2 July 2022	11 July 2022	12,106,068.74	0.0275	332,917
1 August 2022	11 August 2022	12,106,068.74	0.0275	332,917
				1,664,584

Invesco Trust Series

Notes to the financial statements

7 Distribution (continued)

Class C HKD MD1 - HKD			HKD	USD
1 April 2022	11 April 2022	15,000.00	0.2750	526
2 May 2022	11 May 2022	15,000.00	0.2750	525
1 June 2022	13 June 2022	15,000.00	0.2750	525
2 July 2022	11 July 2022	15,000.00	0.2750	526
1 August 2022	11 August 2022	15,000.00	0.2750	526
				2,629
Total distributions to unitholders				2,021,821

The following table shows the distributions of the Fund during the year ended 31 March 2022:

Ex-date	Payment date	No. of units entitled distributions	Distribution per unit	Total distribution amount
Class A USD MD1 - USD			USD	USD
1 April 2021	12 April 2021	2,092,798.10	0.0275	57,552
3 May 2021	11 May 2021	2,013,680.76	0.0275	55,376
1 June 2021	11 June 2021	2,008,755.76	0.0275	55,241
2 July 2021	12 July 2021	1,982,025.76	0.0275	54,506
2 August 2021	11 August 2021	1,924,425.76	0.0275	52,922
1 September 2021	13 September 2021	1,911,555.76	0.0275	52,568
4 October 2021	11 October 2021	1,888,900.76	0.0275	51,945
1 November 2021	11 November 2021	1,886,239.84	0.0275	51,872
1 December 2021	13 December 2021	1,886,239.84	0.0275	51,872
3 January 2022	11 January 2022	1,886,239.84	0.0275	51,871
4 February 2022	11 February 2022	1,886,239.84	0.0275	51,871
1 March 2022	11 March 2022	1,879,329.84	0.0275	51,681
				639,277
Class A HKD MD1 - HKD			HKD	USD
1 April 2021	12 April 2021	844,449.30	0.2750	29,873
3 May 2021	11 May 2021	828,636.80	0.2750	29,337
1 June 2021	11 June 2021	828,636.80	0.2750	29,364
2 July 2021	12 July 2021	817,736.80	0.2750	28,953
2 August 2021	11 August 2021	817,736.80	0.2750	28,911
1 September 2021	13 September 2021	817,736.80	0.2750	28,906
4 October 2021	11 October 2021	803,396.80	0.2750	28,404
1 November 2021	11 November 2021	803,396.80	0.2750	28,353
1 December 2021	13 December 2021	803,396.80	0.2750	28,313
3 January 2022	11 January 2022	604,996.80	0.2750	21,340
4 February 2022	11 February 2022	604,996.80	0.2750	21,334
1 March 2022	11 March 2022	595,121.80	0.2750	20,906
				323,994

Invesco Trust Series

Notes to the financial statements

7 Distribution (continued)

Ex-date	Payment date	No. of units entitled distributions	Distribution per unit	Total distribution amount
Class C USD MD1 - USD			USD	USD
1 April 2021	12 April 2021	12,536,068.74	0.0275	344,742
3 May 2021	11 May 2021	12,536,068.74	0.0275	344,742
1 June 2021	11 June 2021	12,536,068.74	0.0275	344,742
2 July 2021	12 July 2021	12,536,068.74	0.0275	344,742
2 August 2021	11 August 2021	12,536,068.74	0.0275	344,742
1 September 2021	13 September 2021	12,536,068.74	0.0275	344,742
4 October 2021	11 October 2021	12,306,068.74	0.0275	338,416
1 November 2021	11 November 2021	12,106,068.74	0.0275	332,917
1 December 2021	13 December 2021	12,106,068.74	0.0275	332,917
3 January 2022	11 January 2022	12,106,068.74	0.0275	332,917
4 February 2022	11 February 2022	12,106,068.74	0.0275	332,917
1 March 2022	11 March 2022	12,106,068.74	0.0275	332,917
				4,071,453

Class C HKD MD1 - HKD			HKD	USD
1 April 2021	12 April 2021	15,000.00	0.2750	531
3 May 2021	11 May 2021	15,000.00	0.2750	531
1 June 2021	11 June 2021	15,000.00	0.2750	532
2 July 2021	12 July 2021	15,000.00	0.2750	531
2 August 2021	11 August 2021	15,000.00	0.2750	530
1 September 2021	13 September 2021	15,000.00	0.2750	530
4 October 2021	11 October 2021	15,000.00	0.2750	530
1 November 2021	11 November 2021	15,000.00	0.2750	529
1 December 2021	13 December 2021	15,000.00	0.2750	529
3 January 2022	11 January 2022	15,000.00	0.2750	529
4 February 2022	11 February 2022	15,000.00	0.2750	529
1 March 2022	11 March 2022	15,000.00	0.2750	527
				6,358

Total distributions to unitholders				5,041,082

Invesco Trust Series

Notes to the financial statements

8 Capital risk management

The Fund's capital is represented by the net assets attributable to unitholders. Subscription and redemption of units during the period are shown in the statement of changes in net assets attributable to unitholders. The amount of net assets attributable to unitholders can change significantly on a daily basis as the Fund is subject to daily subscriptions and redemptions at the discretion of the unitholders. The Manager's objective when managing capital is to safeguard the Fund's ability to continue as a going concern in order to provide returns for the unitholders and to maintain a strong capital base to support the development of the investment activities of the Fund.

In order to maintain or adjust the capital structure, the Manager is to perform the following:

- monitor the level of daily subscriptions and redemptions relative to the liquid assets; and
- redeem and issue units in accordance with the Trust Deed of the Fund.

The Manager monitors capital on the basis of the value of net assets attributable to unitholders.

9 Transaction cost

During the period from 1 April 2022 to 26 August 2022 (date of termination), there is no transaction cost incurred for the Fund (for the year ended 31 March 2022: nil).

10 Soft commission arrangements

During the period from 1 April 2022 to 26 August 2022 (date of termination), the Manager did not enter into any soft commission arrangements with brokers in relation to dealings in the assets of the Fund (for the year ended 31 March 2022: nil).

11 Events after the reporting period

The redemption payable to unitholders of USD127,704,406 have been further settled on 31 August 2022.

12 Approval of financial statements

The financial statements were approved by the Manager on 26 October 2022.

Invesco Trust Series

Information on exposure arising from financial derivative instruments (unaudited)

During the period from 1 April 2022 to 26 August 2022 (date of termination), the Fund had no financial derivative instrument (for the year ended 31 March 2022: nil).

Holdings of collateral (unaudited)

As at 26 August 2022 (date of termination), Invesco Asian Bond Fixed Maturity Fund 2022 - III had no holdings of collateral (as at 31 March 2022: nil).

Invesco Trust Series

Management and administration

Directors of the Manager

Andrew T S Lo
John G Greenwood (resigned on 31 December 2021)
Fanny S M Lee
Martin P Franc
Terry S K Pan
Jeremy C Simpson
Anna S M Tong
Freddy K S Wong (appointed on 18 June 2021)

Manager

Invesco Hong Kong Limited
41/F, Champion Tower
Three Garden Road, Central
Hong Kong

Trustee

State Street Trust (HK) Limited
68/F, Two International Finance Centre
8 Finance Street, Central
Hong Kong

Distributor

Invesco Hong Kong Limited
41/F, Champion Tower
Three Garden Road, Central
Hong Kong

Auditor

PricewaterhouseCoopers
22/F, Prince's Building
Central, Hong Kong

Administrator and Registrar

State Street Bank and Trust Company
68/F, Two International Finance Centre
8 Finance Street, Central
Hong Kong

Custodian

State Street Bank and Trust Company
68/F, Two International Finance Centre
8 Finance Street, Central
Hong Kong

Solicitors to the Manager

Deacons
5/F, Alexandra House
18 Chater Road, Central
Hong Kong