

# Invesco Global Equity Income Fund

A core global fund with a focus on dividends and capital growth

## Important Information

- The Fund invests primarily in global equities.
- Investors should note the currency exchange risk, equities risk, volatility risk, and general investment risk.
- Financial derivative instruments (FDI) may be used for efficient portfolio management purposes or to hedge or reduce the overall risk of investments. Risks associated with FDI include counterparty/credit risk, liquidity risk, valuation risk, volatility risk and over-the-counter transaction risk. The leverage element/component of a FDI can result in a loss significantly greater than the amount invested in the FDI by the Fund. Exposure to FDI may lead to a high risk of significant loss by the Fund.
- For certain share class(es), the Fund may at discretion pay dividend out of the capital and/or effectively out of capital amounts to a return or withdrawal of part of an investor's original investment or from any capital gains attributable to that original investment. Any such distributions may result in an immediate reduction of the net asset value per share in respect of such share class after the monthly distribution date. (Note 1)
- In addition, investors of Monthly Distribution-1 share class that are currency hedged (MD-1 hedged) should be aware of the uncertainty of relative interest rates. The net asset value of the MD-1 hedged may fluctuate and may significantly differ from other share class due to fluctuation of the interest rate differential between the currency in which the MD-1 hedged is denominated and the base currency of the Fund and may result in a greater erosion of capital than other non-hedged share class. (Note 2)
- The value of the Fund can be volatile and could go down substantially.
- Investors should not base their investment decision on this material alone.



Outstanding performance - 1<sup>st</sup> quartile peer group ranking over 1 year, 3 years & 5 years ^

Benchmark-agnostic active stock selection that focuses on both income and growth

Overweight industrial and financial sectors, Europe and UK stocks

### Income opportunities

- A (USD Hgd)-MD1 share class yielded 6.63%\*
- A (HKD Hgd)-MD1 share class yielded 6.71%\* (Record date: 29/08/2025)

^Performance is sourced from ©2025 Morningstar, data as of 31 August 2025, based on A (USD)-Acc share class. Share class launch date: 30 September 2011. Peer group: EAA OE Global Equity Income. **Any reference to a ranking, a rating or an award provides no guarantee for future performance results and is not constant over time.**

\*Aims to pay dividend on monthly basis. Dividend is not guaranteed. For MD-1 shares, dividend may be paid out of capital. (Please refer to Note 1 and/or Note 2 of the "Important information")  
Annualized dividend (%) = (Amount/Share X Frequency) ÷ Price on record date. Upon dividend distribution, the Fund's net asset value may fall on the ex-dividend date. For Frequency, Monthly = 12; Quarterly = 4; Semi-Annually = 2; Annually = 1. All distributions below USD 50/HKD 400 will be automatically applied in the purchase of further shares of the same class. **Positive distribution yield does not imply a positive return.**

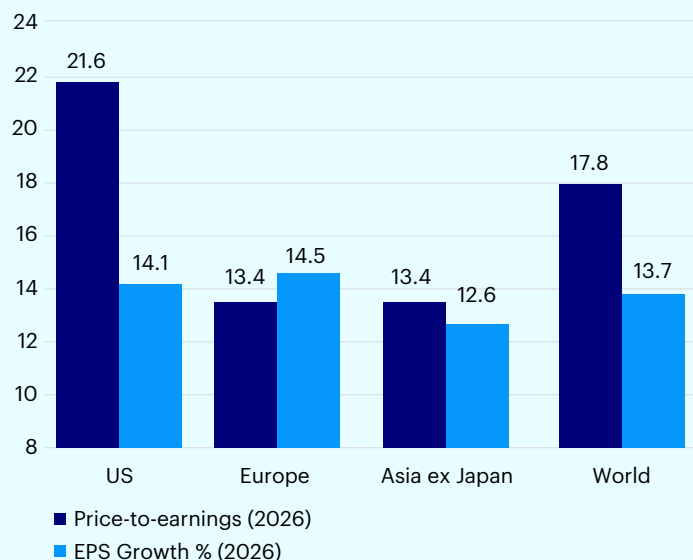
This document is intended only for investors in Hong Kong. It is not intended for and should not be distributed to, or relied upon, by the unauthorized people. Circulation, disclosure, or dissemination of all or any part of this material to any unauthorized persons is prohibited.

# Invesco Global Equity Income Fund

A core global fund with a focus on dividends and capital growth

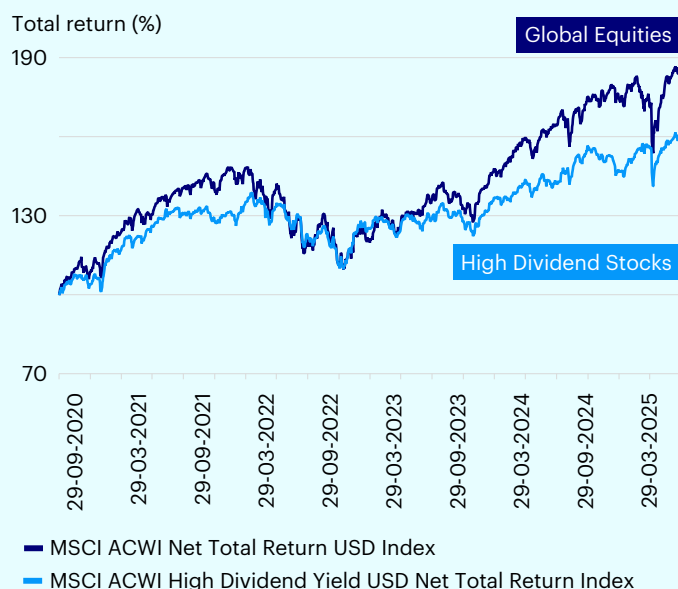
## Active stock selection that focuses on both income and growth

US equities are the most expensive among major markets



Source: FactSet, I/B/E/S, MSCI, Goldman Sachs Global Investment Research, as at 1 August 2025.

A strategy that purely focuses on high dividend may underperform the broader global equity market



Source: Bloomberg, as at 27 June 2025. Investments cannot be made directly into an index. **Past performance does not guarantee future results.**

- Diversification remains key when considering valuation, revenue growth and fundamentals.
- A strategy that purely focuses on high dividend has historically underperformed the broader global equity market. This highlights the importance of balancing income and growth.
- We believe that investing in dividend growers and companies with lower dividend yield yet excellent capital allocation with clear per share value creation can potentially enhance total returns.

## Invesco Global Equity Income Fund – Key Features



### Outstanding performance

1st quartile peer group ranking over 1 year, 3 years and 5 years.<sup>^</sup>

Benchmark-agnostic active stock selection that focuses on both income and growth.



### Overweight industrial and financial sectors, Europe and UK stocks

Underweight US technology<sup>\*</sup>

Overweight European and UK large cap growth<sup>\*</sup>



### Prudent risk management

Low correlation among holdings

Maximum single position is 6%<sup>+</sup>



### Income opportunities

A (USD Hgd)-MD1 share class yielded 6.63%<sup>\*</sup>

A (HKD Hgd)-MD1 share class yielded 6.71%<sup>\*</sup> (Record date: 29/08/2025)

<sup>^</sup>Performance is sourced from ©2025 Morningstar, data as of 31 August 2025, based on A (USD)-Acc share class. Share class launch date: 30 September 2011. Peer group: EAA OE Global Equity Income. **Any reference to a ranking, a rating or an award provides no guarantee for future performance results and is not constant over time.**

#Source: Invesco as at 31 August 2025.

+Weightings and allocations are subject to change without notice.

<sup>\*</sup>Aims to pay dividend on monthly basis. Dividend is not guaranteed. For MD-1 shares, dividend may be paid out of capital. (Please refer to Note 1 and/or Note 2 of the "Important information") Annualized dividend (%) = (Amount/Share X Frequency) ÷ Price on record date. Upon dividend distribution, the Fund's net asset value may fall on the ex-dividend date. For Frequency, Monthly = 12; Quarterly = 4; Semi-Annually = 2; Annually = 1. All distributions below USD 50/HKD 400 will be automatically applied in the purchase of further shares of the same class. **Positive distribution yield does not imply a positive return.**

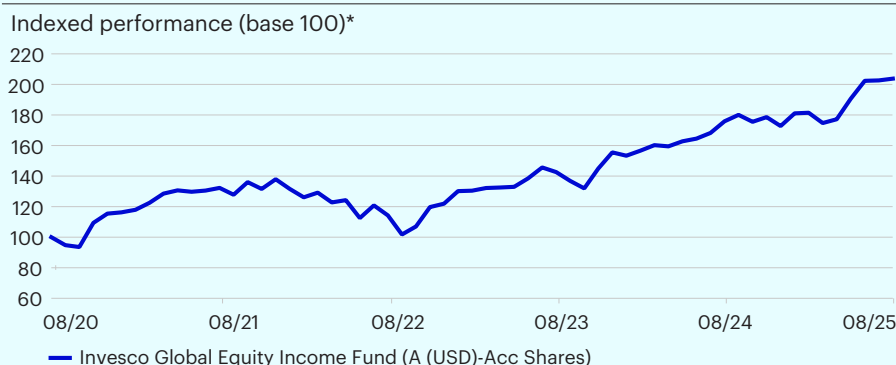
This document is intended only for investors in Hong Kong. It is not intended for and should not be distributed to, or relied upon, by the unauthorized people. Circulation, disclosure, or dissemination of all or any part of this material to any unauthorized persons is prohibited.

# Invesco Global Equity Income Fund

A core global fund with a focus on dividends and capital growth

## Strong track record Balanced for income and growth

\*Source: Performance of the share class(es) and Morningstar rating are sourced from ©2025 Morningstar, as of 31 August 2025. Indexed performance: Performance of an investment of 100 in share class currency. Index performance is sourced from Invesco. Morningstar rating (if applicable) is given to the share class as shown in the Indexed performance chart. Performance of the share class(es) is calculated based on NAV to NAV, gross income re-invested in share class currency.



### Companies we look for...

**Dividend  
compounders  
70-100%**

Companies with strong track record of dividend payment and attractive growing yield.

**Low/now yield  
faster growth  
0-20%**

Companies with lower dividend yield but have excellent capital allocation with clear per share value creation.

**Dividend  
restoration  
0-10%**

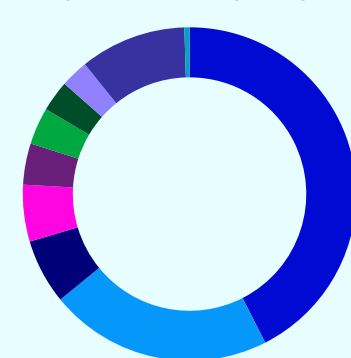
Companies undergoing a temporary challenge but have a clear route to dividend restoration.

Source: Invesco as at 31 August 2025. For illustrative purposes only.

### Top 10 holdings

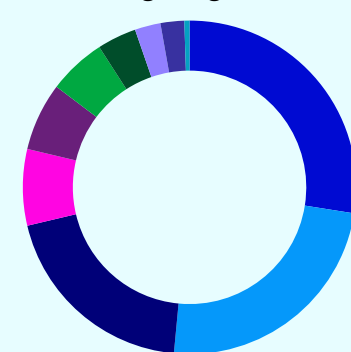
	%
Rolls-Royce	5.7
3i	5.6
Canadian Pacific Kansas City	5.5
Microsoft	4.8
Texas Instruments	4.6
AIA	4.0
Coca-Cola Europacific Partners	4.0
ASML	3.9
East West Bancorp	3.4
London Stock Exchange	2.7

### Geographical weightings



	%
United States	42.5
United Kingdom	21.6
Netherlands	6.3
Canada	5.5
Hong Kong	4.0
Italy	3.6
France	3.0
Denmark	2.7
Others	10.3
Cash	0.5

### Sector weightings



	%
Industrials	27.5
Financials	24.0
Information Technology	19.8
Health Care	7.4
Consumer Discretionary	6.6
Consumer Staples	5.6
Communication Services	3.8
Real Estate	2.5
Others	2.3
Cash	0.5

Source: Invesco as at 31 August 2025. Geographical weightings, sector weightings and portfolio holdings are subject to change without notice. The weightings for each breakdown are rounded to the nearest tenth or hundredth of a percent; therefore, the aggregate weights for each breakdown may not equal 100%. Holdings are subject to change without notice and are not buy/sell recommendations.

# Invesco Global Equity Income Fund

A core global fund with a focus on dividends and capital growth

## Portfolio characteristics

	Invesco Global Equity Income Fund	MSCI World index*
Dividend Yield	2.1%	1.8%
Price to Earnings	17.4x	19.5x
Debt/EBITDA	2.5x	3.1x
Return on Equity	15.6%	14.6%

Source: Bloomberg as at 30 June 2025. Characteristics are trailing 12-month figures except Dividend Yield and Price to Earnings which are next 12 months.

**Past performance does not predict future returns.** \*Benchmark index, subject to change without notice.

## Distribution information\*

\*Aims to pay dividend on monthly basis. **Dividend is not guaranteed;** For MD-1 shares, **dividend may be paid out of capital.**

(Please refer to Note 1 and/or Note 2 of the "Important information")

	Intended frequency	Record date	Amount/Share	Annualized dividend (%)
A (HKD)-MD1 Shares	Monthly	29/08/25	0.7000	6.71
A (USD)-MD1 Shares	Monthly	29/08/25	0.0760	6.63
A (RMB Hgd)-MD1 Shares	Monthly	29/08/25	0.4800	5.10
A (AUD Hgd)-MD1 Shares	Monthly	29/08/25	0.0640	6.60

Source: Invesco as at 31 August 2025.

Annualized dividend (%) = (Amount/Share X Frequency) ÷ Price on record date. Upon dividend distribution, the Fund's net asset value may fall on the ex-dividend date. For Frequency, Monthly = 12; Quarterly = 4; Semi-Annually = 2; Annually = 1. All distributions below USD 50/AUD 50/HKD 400/RMB 400 will be automatically applied in the purchase of further shares of the same class.

**Positive distribution yield does not imply a positive return.**

## Important Information

All data are sourced from Invesco as of August 31, 2025 unless otherwise stated. Investment involves risks. Past performance is not indicative of future performance. Investors should read the relevant prospectus for details, including the risk factors and product features. This document is intended to be used only for investors in Hong Kong. Circulation, disclosure, or dissemination of all or any part of this document to any unauthorized person is prohibited.

The fund(s) or the investment strategy(ies) mentioned in this document is available only in jurisdictions where its promotion and sales are permitted under applicable law and regulations. It does not constitute an offer to public, whether by sale or subscription. Persons into whose possession this document may come are required to inform themselves about and to comply with any relevant restrictions. This does not constitute an offer or solicitation to buy or sell any securities, investment advisory services or to adopt any investment strategy by anyone in any jurisdiction in which such an offer or solicitation is not authorized or lawful.

Where Invesco has expressed views and opinions, these are based on current market conditions and subject to change without notice. The value of investments and any income will fluctuate (this may partly be the result of exchange-rate fluctuations, adverse issuer, political, regulatory, market and/or economic developments) and can be more volatile than, and can perform differently from the market as a whole. Investors may not get back the full amount invested. Past performance is not a guide to future returns.

Holdings are subject to change without notice. There is no guarantee that the securities/industries/regions mentioned above are currently held or will be held by Invesco funds in the future. It does not represent a recommendation to buy/hold/sell the securities/industries/regions. It must not be seen as investment advice.

As with all investments, there are associated inherent risks and may not be suitable for an investor's goals, objectives and risk tolerance. Please read offering documents carefully before investing. Invesco does not provide legal or tax advice and we encourage you to consult your own lawyer, accountant or other advisor before making an investment.

Invesco does not assume any duty to update any forward-looking statements in this document which are based on certain assumptions of future events and information available on the date hereof. There can be no assurance that forward-looking statements will be materialized or the intended objectives or targets being achieved. Whilst great care has been taken to ensure that the information contained herein is accurate and the data or information supplied by outside sources are reliable, Invesco does not accept any responsibility for any errors, mistakes or omissions or for any action in reliance thereon.

All trademarks and service marks included herein belong to Invesco or an affiliate, except third-party trademarks and service marks, which belong to their respective owners.

©2025 Morningstar, Inc. All rights reserved. The information contained herein: (1) is proprietary to Morningstar and/or its content providers; (2) may not be copied or distributed; and (3) is provided for reference purposes only. Neither Morningstar nor its content providers are responsible for any damages or losses arising from any use of this information. Asset allocation data is derived by Morningstar using full holdings data provided by Invesco. Morningstar Licensed Tools and Content powered by Interactive Data Managed Solutions.

## Restriction on distribution

### Hong Kong

This document is provided to investors only in Hong Kong. This document is for informational purposes only and is not an invitation to subscribe for shares in a fund nor is it to be construed as an offer to buy or sell any financial instruments. Circulation, disclosure, or dissemination of all or any part of this document to any unauthorized persons is prohibited. This document is issued in Hong Kong by Invesco Hong Kong Limited 景順投資管理有限公司, 45/F, Jardine House, 1 Connaught Place, Central, Hong Kong. This document has not been reviewed by the Securities and Futures Commission.