

# Invesco Global Investment Grade Corporate Bond Fund

## Important Information

- The Fund invests primarily in investment grade corporate bonds and intends to achieve, in the medium to long term, a competitive overall investment return with relative security of capital in comparison to equities.
- Investors should note the liquidity risk, concentration risk of investing in investment grade corporate bonds, volatility risk, risk associated with investments in debt instruments with loss-absorption features including senior non-preferred debts, contingent convertible bonds which are subject to the risk of being written down or converted to ordinary shares upon the occurrence of pre-defined trigger events and may result in a significant or total reduction in the value of such instruments, currency exchange risk, RMB currency and conversion risks of RMB hedged share classes, credit rating risk, general investment risk.
- Investment in bonds or other fixed income securities is subject to
  - (a) interest rate risk and
  - (b) credit risk (including default risk, downgrading risk and liquidity risk).
- Financial derivative instruments (FDI) may be used for efficient portfolio management and hedging purpose and for investment purposes. Risks associated with FDI include counterparty/credit risk, liquidity risk, valuation risk, volatility risk and over-the-counter transaction risk. As a result of the use of FDI for investment purposes, investors should note the additional/high leverage risk. Also, the active FDI positions implemented by the Fund may not be correlated with its underlying securities positions held by the Fund which may lead to a significant or total loss to the Fund.
- For certain share class(es), the Fund may at discretion pay dividend out of the capital and/or effectively out of capital amounts to a return or withdrawal of part of an investor's original investment or from any capital gains attributable to that original investment. Any such distributions may result in an immediate reduction of the net asset value per share in respect of such share class after the monthly distribution date. (Note 1)
- In addition, investors of Monthly Distribution-1 share class that are currency hedged (MD-1 hedged) should be aware of the uncertainty of relative interest rates. The net asset value of the MD-1 hedged may fluctuate and may significantly differ from other unit class due to fluctuation of the interest rate differential between the currency in which the MD-1 hedged is denominated and the base currency of the Fund and may result in a greater erosion of capital than other non-hedged unit class. (Note 2)
- The value of the Fund can be volatile and could go down substantially.
- Investors should not base their investment decision on this material alone.

## A unique thematic approach to invest in high quality fixed income

High Quality & Diversified Portfolio

Unique Thematic Ideas to Hunt for Alpha

Opportunities For Regular Income

# Invesco Global Investment Grade Corporate Bond Fund

## Why Global Investment Grade Corporate Bond Now?

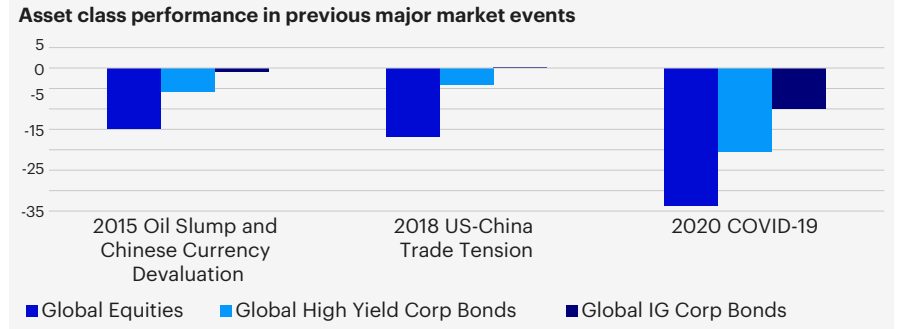


01

Invest in high quality assets

Investment-grade corporate bonds are issued by companies that are highly solvent and have relatively stronger balance sheets.

IG corporate bonds have historically proven very resilient to volatile markets.



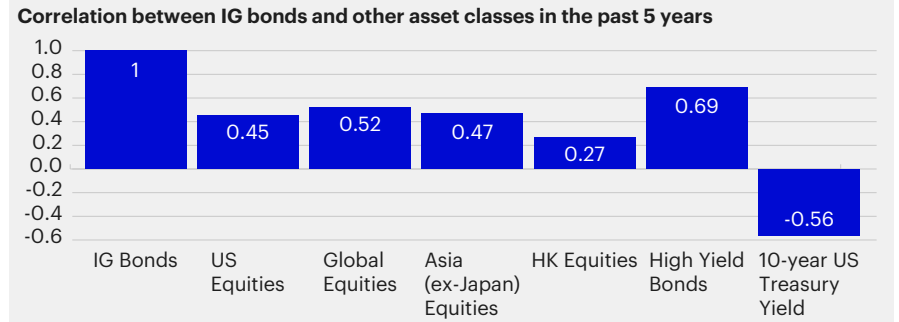
Source: Bloomberg  
 Global Equities – MSCI AC World Index  
 Global High Yield Corp Bonds – Bloomberg Barclays Global High Yield Corporate Total Return Index (Hedged USD)  
 Global IG Corp Bonds – Bloomberg Barclays Global Aggregate Corporate Total Return Index (Hedged USD)  
 2015 Oil Slump and Chinese Currency Devaluation – Period: May 18, 2015 – Sep 29, 2015  
 2018 US-China Trade Tension – Period: Sep 21, 2018 – Dec 24, 2018  
 2020 COVID-19 – Period: Feb 19, 2020 – Mar 23, 2020



02

Lower correlation with other asset classes

Generally, investment-grade bonds have lower correlation with other asset classes (especially risky assets), so they may diversify risks in an investor's portfolio.



Source: Bloomberg, as of December 31, 2024. IG Bonds = Bloomberg Barclays Global Aggregate Corporate Index (Hedged USD); US Equities = S&P 500 Index; Global Equities = MSCI World Index; Asia (ex-Japan) Equities = MSCI AC Asia (ex-Japan) Index; HK Equities = Hang Seng Index; High Yield Bonds = Bloomberg Barclays Global High Yield Corporate Index (Hedged USD)

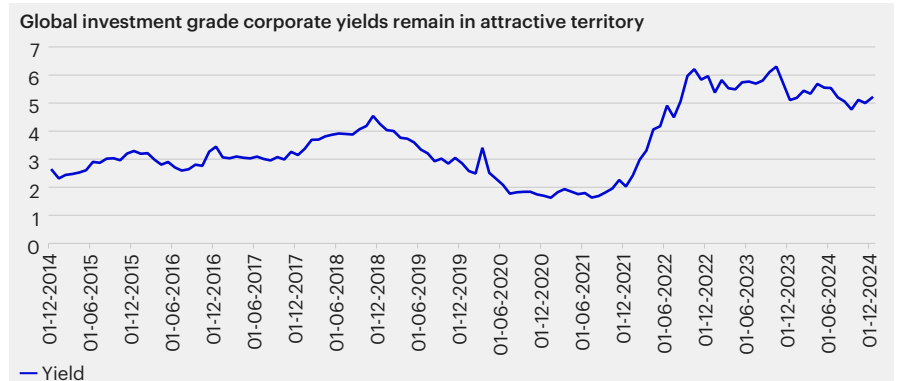


03

Attractive yield level

Global investment grade corporate bonds yield more than 5% (on an index level\*), which is higher than the pandemic level in 1H 2020 and the last tightening cycle level in 2018. Currently, corporate fundamentals in IG are in good shape given:

- 1) refinancing needs are low.
- 2) default risks are low given conservative balance sheets.



Source: BlackRock Aladdin, as of 31 December 2024. \*Bloomberg Global Aggregate Corporate USD Hedged Total Return Index, as of 31 December, 2024

This document is intended only for investors in Hong Kong. It is not intended for and should not be distributed to, or relied upon, by the unauthorized people. Circulation, disclosure, or dissemination of all or any part of this material to any unauthorized persons is prohibited.

# Invesco Global Investment Grade Corporate Bond Fund

## Key Highlights of the fund



High Quality & Diversified Portfolio



Unique Thematic Ideas to Hunt for Alpha



Opportunities For Regular Income: MD1 share classes with fixed monthly distribution<sup>#</sup>

<sup>#</sup>Aims to pay dividend on monthly basis.



## High Quality & Diversified Portfolio

### Current Exposure\*\*

Allocations to IG Corps: ~88%

Average credit rating: A-

Yield to Worst (%): 5.4% (with reference to Reference Benchmark: 5.2%)

Gross Current Yield#: 4.56%

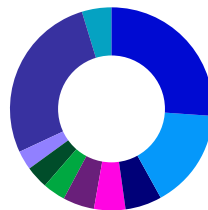
\*\* Source: Invesco, as of 31 December, 2024

<sup>^</sup> Yield to worst is a measure of the lowest possible yield that can be received on a bond that fully operates within the terms of its contract without defaulting.

Calendar year performance – Fund: 2024: 4.03%; 2023: 9.45%; 2022: -16.57%; 2021: -0.84%; 2020: 7.39%; Benchmark: 2024: 3.69%; 2023: 9.10%; 2022: -14.11%; 2021: -0.79%; 2020: 8.26%. Reference benchmark: Bloomberg Barclays Global Aggregate Corporate Index (Hedged USD)

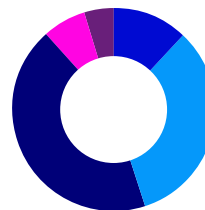
<sup>#</sup>The current yield of a bond fund is the weighted average current yield of underlying bonds in gross in the portfolio. Current yield of an individual bond refers to the annual interest divided by the market price of a bond. The figure is not the dividend yield received by the investors and is subject to change from time to time.

### By Region



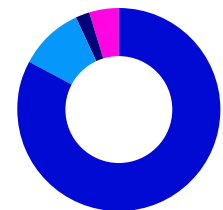
	%
United States	26.4
United Kingdom	15.7
France	5.8
Germany	5.1
Italy	5.0
Spain	3.7
Japan	3.4
Netherlands	3.2
Others	27.2
Cash	4.6

### By Credit Rating



	%
AA	12.2
A	32.9
BBB	43.5
BB	6.8
Cash	4.6

### By Sector



	%
Corporate	83.0
Financials	44.2
Industrial	35.4
Utility	3.4
Non-US Govt/Agency	10.2
Treasuries	2.2
Cash	4.6

Source: Invesco, as of 31 December, 2024. Portfolio weightings and allocations are subject to change. The weightings for each breakdown are rounded to the nearest tenth or hundredth of a percent; therefore, the aggregate weights for each breakdown may not equal 100%.



## Unique Thematic Ideas to Hunt for Alpha

The Fund uses a thematic approach to identify opportunities to generate alpha.

### Key Themes

Transition from stagflation into stagnation

Credit Cycle Differentiation

Financial deleveraging

### Portfolio Implications

Focus on subordinated debt over senior  
Falling rate environment should be supportive of callable securities

Preference for Europe, UK and Asia over US

European capital regulations promote balance sheet strength  
Target high quality core European banks

For illustrative purposes only. There is no guarantee that the securities/industries/regions mentioned above are currently held or will be held by Invesco funds in the future. It does not represent a recommendation to buy/hold/sell the securities/industries/regions.

This document is intended only for investors in Hong Kong. It is not intended for and should not be distributed to, or relied upon, by the unauthorized people. Circulation, disclosure, or dissemination of all or any part of this material to any unauthorized persons is prohibited.

# Invesco Global Investment Grade Corporate Bond Fund



## Opportunities For Regular Income: MD1 share classes with fixed monthly distribution#

# Aims to pay dividend on monthly basis.

### Distribution

Share classes with monthly distribution<sup>^^^</sup> (Aims to pay dividend on monthly basis. Dividend is not guaranteed. Dividend may be paid out of the capital. Refer to Note 1 and/or Note 2 of the above Important Information)

Class of Units	Record date	Amount/Share	Annualized dividend (%)	ISIN
A(USD)-MD1	31/12/24	USD 0.0510	8.12%	LU2110299513
A (HKD)-MD1	31/12/24	HKD 0.5030	8.11%	LU2110299786
A (RMB Hgd)-MD1	31/12/24	RMB 0.3650	6.13%	LU2110299943
A (AUD Hgd)-MD1	31/12/24	AUD 0.0490	7.12%	LU2139469782
A (EUR Hgd)-MD1	31/12/24	EUR 0.0550	6.59%	LU2658256727
A (GBP Hgd)-MD1	31/12/24	GBP 0.0680	8.11%	LU2658256990

<sup>^^^</sup>Source: Invesco as at December 31, 2024. Past Performance is not a guide to future returns. Annualized dividend (%) = (Amount/Share X Frequency) ÷ Price on record date. Upon dividend distribution, the Fund's net asset value may fall on the ex-dividend date. For Frequency, Monthly = 12; Quarterly = 4; Semi-Annually = 2; Annually = 1. All distributions below USD 50/AUD 50/HKD 400/RMB 400 will be automatically applied in the purchase of further shares of the same class. Positive distribution yield does not imply a positive return. The launch date of A (EUR Hgd)-MD1 and A (GBP Hgd)-MD1 shares class was 30/08/2023.

# Invesco Global Investment Grade Corporate Bond Fund



## Fund Details: Investment Objectives and Strategy

The Fund intends to achieve, in the medium to long term, a competitive overall investment return with relative security of capital in comparison to equities. The Fund will invest at least two thirds of its net asset value in investment grade corporate bonds. The Fund does not target any specific corporations, sectors or industries in its investment. Up to 20% of the net asset value of the Underlying Fund may be invested in corporate bonds which are rated below investment grade or unrated corporate bonds.

<b>Fund Manager / Management Company</b>	Invesco Management S.A.
<b>Base Currency</b>	USD
<b>Fund Size</b>	USD 1.25 bn
<b>Fund Launch Date</b>	01/09/2009#
<b>Unit Class</b>	A (USD)-Acc, A(USD)-AD, A(USD)-MD1, A (HKD)-MD1, A (AUD Hgd)-MD1, A (RMB Hgd)-MD1, A (EUR Hgd)-MD1, A (GBP Hgd)-MD1
<b>Dealing Frequency</b>	Daily
<b>Subscription Fee (Subscription Charge) (% of Gross Investment Amount)</b>	Class A Unit: Up to 5%
<b>Management fee* Annual Rate (as a % of the Fund's Value)</b>	Class A Unit: 0.75% p.a.
<b>Dividend Policy: Class A</b>	Accumulation (Dividends, if any, will be reinvested into the Fund) Net Income distribution (Dividends, if any, will be paid to investors) Monthly Distribution-1 (Dividends, if any, will be paid to investors monthly. The SICAV may, at its discretion, pay (a) a portion of dividends out of gross income, (b) a portion of dividends out of capital, and (c) with respect to hedged Monthly Distribution-1 Share classes (if applicable), the interest rate differential between the currency in which the share class is denominated and the base currency of the Fund. The Fund may pay dividends out of capital and/or effectively out of capital and may reduce the net asset value per share of this share class immediately after the monthly distribution date)

#The launch date of A(USD)-AD Shares class, which is original fund launch date.

\*The fees can be increased subject to the prior approval of the Securities and Futures Commission ("SFC") and by giving not less than three months' prior notice to the investors.

# Invesco Global Investment Grade Corporate Bond Fund

## Important Information

All data are sourced from Invesco as of December 31, 2024 unless otherwise stated. Investment involves risks. Past performance is not indicative of future performance. Investors should read the relevant prospectus for details, including the risk factors and product features. This document is intended to be used only for investors in Hong Kong. Circulation, disclosure, or dissemination of all or any part of this document to any unauthorized person is prohibited.

The fund(s) or the investment strategy(ies) mentioned in this document is available only in jurisdictions where its promotion and sales are permitted under applicable law and regulations. It does not constitute an offer to public, whether by sale or subscription. Persons into whose possession this document may come are required to inform themselves about and to comply with any relevant restrictions. This does not constitute an offer or solicitation to buy or sell any securities, investment advisory services or to adopt any investment strategy by anyone in any jurisdiction in which such an offer or solicitation is not authorized or lawful. Where Invesco has expressed views and opinions, these are based on current market conditions and subject to change without notice. The value of investments and any income will fluctuate (this may partly be the result of exchange-rate fluctuations, adverse issuer, political, regulatory, market and/or economic developments) and can be more volatile than, and can perform differently from the market as a whole. Investors may not get back the full amount invested. Past performance is not a guide to future returns.

Holdings are subject to change without notice. There is no guarantee that the securities/industries/regions mentioned above are currently held or will be held by Invesco funds in the future. It does not represent a recommendation to buy/hold/sell the securities/industries/regions. It must not be seen as investment advice. As with all investments, there are associated inherent risks and may not be suitable for an investor's goals, objectives and risk tolerance. Please read offering documents carefully before investing. Invesco does not provide legal or tax advice and we encourage you to consult your own lawyer, accountant or other advisor before making an investment.

Invesco does not assume any duty to update any forward-looking statements in this document which are based on certain assumptions of future events and information available on the date hereof. There can be no assurance that forward-looking statements will be materialized or the intended objectives or targets being achieved. Whilst great care has been taken to ensure that the information contained herein is accurate and the data or information supplied by outside sources are reliable, Invesco does not accept any responsibility for any errors, mistakes or omissions or for any action in reliance thereon.

All trademarks and service marks included herein belong to Invesco or an affiliate, except third-party trademarks and service marks, which belong to their respective owners.

©2025 Morningstar, Inc. All rights reserved. The information contained herein: (1) is proprietary to Morningstar and/or its content providers; (2) may not be copied or distributed; and (3) is provided for reference purposes only. Neither Morningstar nor its content providers are responsible for any damages or losses arising from any use of this information. Asset allocation data is derived by Morningstar using full holdings data provided by Invesco. Morningstar Licensed Tools and Content powered by Interactive Data Managed Solutions.

## Restriction on distribution

### Hong Kong

This document is provided to investors only in Hong Kong. This document is for informational purposes only and is not an invitation to subscribe for shares in a fund nor is it to be construed as an offer to buy or sell any financial instruments. Circulation, disclosure, or dissemination of all or any part of this document to any unauthorized persons is prohibited.

This document is issued in Hong Kong by Invesco Hong Kong Limited 景順投資管理有限公司, 45/F, Jardine House, 1 Connaught Place, Central, Hong Kong

This document has not been reviewed by the Securities and Futures Commission.