



PowerShares DB Base Metals Fund
Statements of Operations (unaudited)

	For the Period November 1, 2013 through November 30, 2013	Year to Date
Income		
Interest Income, net	\$ 6,334	\$ 131,577
Expenses		
Management fee	156,498	2,073,600
Brokerage commissions and fees	6,760	53,444
Total expenses	163,258	2,127,044
Net investment income (loss)	(156,924)	(1,995,467)
Net Realized and Net Change in Unrealized Gain (Loss) on United States Treasury Obligations and Futures		
Net Realized Gain (Loss) on		
United States Treasury Obligations	(6)	5,619
Futures	(6,492,264)	(37,811,489)
Net Realized Gain (Loss)	(6,492,270)	(37,805,870)
Net Change in Unrealized Gain (Loss) on		
United States Treasury Obligations	6,981	(11,389)
Futures	(4,727,536)	(17,497,629)
Net Change in Unrealized Gain (Loss)	(4,720,555)	(17,509,018)
Net realized and net change in unrealized gain (loss) on United States Treasury Obligations and Futures	(11,212,825)	(55,314,888)
Net Income (Loss)	\$ (11,369,749)	\$ (57,310,355)

To the best of the knowledge and belief of the undersigned, the information contained in this report is accurate and complete.


 Martin Kremenstein
 Chief Executive Officer
 DB Commodity Services LLC


 Michael Gilligan
 Chief Financial Officer
 DB Commodity Services LLC


PowerShares DB Base Metals Fund
Unaudited Statement of Changes in Shareholders' Equity
Period From November 1, 2013 to November 30, 2013

	<u>General Shares</u>		<u>Shares</u>		
	<u>Shares</u>	<u>Total Equity (Deficit)</u>	<u>Shares</u>	<u>Total Equity (Deficit)</u>	<u>Total Shareholders' Equity (Deficit)</u>
Balance at November 1, 2013	40	\$ 670	16,400,000	\$ 274,817,815	\$ 274,818,485
Sale of Shares			-	-	-
Redemption of Shares			(1,000,000)	(16,448,106)	(16,448,106)
Net Income (Loss)				(156,924)	(156,924)
Net investment income (loss)		-			
Net realized gain (loss) on United States Treasury Obligations and Futures		(16)		(6,492,254)	(6,492,270)
Net change in unrealized gain (loss) on United States Treasury Obligations and Futures		(12)		(4,720,543)	(4,720,555)
Net Income (Loss)		(28)		(11,369,721)	(11,369,749)
Balance at November 30, 2013	40	\$ 642	15,400,000	\$ 246,999,988	\$ 247,000,630


Net Asset Value per share

General shares (40 shares)
Shares (15,400,000 shares)

\$ 16.04
\$ 16.04



Martin Kremenstein
Chief Executive Officer
DB Commodity Services LLC



Michael Gilligan
Chief Financial Officer
DB Commodity Services LLC