
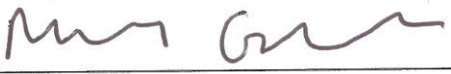


PowerShares DB Oil Fund
Statements of Operations (unaudited)

	For the Period September 1, 2013 through September 30, 2013	Year to Date
Income		
Interest Income, net	\$ 10,167	\$ 241,230
Expenses		
Management fee	223,701	2,702,052
Brokerage commissions and fees	4,931	88,110
Total expenses	228,632	2,790,162
Net investment income (loss)	(218,465)	(2,548,932)
Net Realized and Net Change in Unrealized Gain (Loss) on United States Treasury Obligations and Futures		
Net Realized Gain (Loss) on		
United States Treasury Obligations	191	16,286
Futures	1,022,790	64,360,640
Net Realized Gain (Loss)	1,022,981	64,376,926
Net Change in Unrealized Gain (Loss) on		
United States Treasury Obligations	(2,536)	(49,031)
Futures	(6,252,510)	(37,009,380)
Net Change in Unrealized Gain (Loss)	(6,255,046)	(37,058,411)
Net realized and net change in unrealized gain (loss) on United States Treasury Obligations and Futures	(5,232,065)	27,318,515
Net Income (Loss)	\$ (5,450,530)	\$ 24,769,583

To the best of the knowledge and belief of the undersigned, the information contained in this report is accurate and complete.


 Martin Kremenstein
 Chief Executive Officer
 DB Commodity Services LLC



 Michael Gilligan
 Chief Financial Officer
 DB Commodity Services LLC

PowerShares DB Oil Fund
Unaudited Statement of Changes in Shareholders' Equity
Period From September 1, 2013 to September 30, 2013


	<u>General Shares</u>		<u>Shares</u>		
	<u>Shares</u>	<u>Total Equity (Deficit)</u>	<u>Shares</u>	<u>Total Equity (Deficit)</u>	<u>Total Shareholders' Equity (Deficit)</u>
Balance at September 1, 2013	40	\$ 1,116	12,400,000	\$ 346,069,680	\$ 346,070,796
Sale of Shares			1,200,000	33,487,296	33,487,296
Redemption of Shares			(600,000)	(16,664,382)	(16,664,382)
Net Income (Loss)					
Net investment income (loss)		(1)		(218,464)	(218,465)
Net realized gain (loss) on United States Treasury Obligations and Futures		4		1,022,977	1,022,981
Net change in unrealized gain (loss) on United States Treasury Obligations and Futures		(19)		(6,255,027)	(6,255,046)
Net Income (Loss)		(16)		(5,450,514)	(5,450,530)
Balance at September 30, 2013	<u>40</u>	<u>\$ 1,100</u>	<u>13,000,000</u>	<u>\$ 357,442,080</u>	<u>\$ 357,443,180</u>

Net Asset Value per share

General shares (40 shares)	<u>\$ 27.50</u>
Shares (13,000,000 shares)	<u>\$ 27.50</u>



 Martin Kremenstein
 Chief Executive Officer
 DB Commodity Services LLC



 Michael Gilligan
 Chief Financial Officer
 DB Commodity Services LLC