


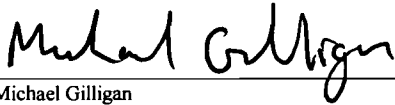
PowerShares DB G10 Currency Harvest Fund and Subsidiary
Statements of Operations (unaudited)

	For the Period July 1, 2009 through July 31, 2009	Year to Date
Income		
Interest Income, net	\$ 41,847	\$ 210,887
Expenses		
Management fee	206,239	1,262,222
Brokerage commissions and fees	16,499	108,778
Total expenses	222,738	1,371,000
Net investment income (loss)	(180,891)	(1,160,113)
Net Realized and Net Change in Unrealized Gain (Loss) on United States Treasury Obligations and Futures		
Net Realized Gain (Loss) on		
United States Treasury Obligations	-	(1,133)
Futures	-	30,955,470
Net Realized Gain (Loss)	-	30,954,337
Net Change in Unrealized Gain (Loss) on		
United States Treasury Obligations	6,077	(12,307)
Futures	8,516,893	5,280,582
Net Change in Unrealized Gain (Loss)	8,522,970	5,268,275
Net realized and net change in unrealized gain (loss) on United States Treasury Obligations and Futures	8,522,970	36,222,612
Net Income (Loss)	\$ 8,342,079	\$ 35,062,499
Less: net (income) loss attributed to the non-controlling interest in consolidated subsidiary - related party	(22)	(101)
Net income (loss) attributed to PowerShares DB G10 Currency Harvest Fund and Subsidiary	\$ 8,342,057	\$ 35,062,398

To the best of the knowledge and belief of the undersigned, the information
contained in this report is accurate and complete.



Hans Ephraimson
Chief Executive Officer
DB Commodity Services LLC





Michael Gilligan
Principal Financial Officer
DB Commodity Services LLC

PowerShares DB G10 Currency Harvest Fund and Subsidiary
Unaudited Consolidated Statement of Changes in Shareholders' Equity
Period From July 1, 2009 to July 31, 2009

	General Shares				Shares				Total Shareholders' Equity (Deficit)	Non-controlling Interest	Total Equity
	Shares	Paid in Capital	Accumulated Earnings (Deficit)	Total Equity (Deficit)	Shares	Paid in Capital	Accumulated Earnings (Deficit)	Total Equity (Deficit)			
Balance at July 1, 2009	40	\$ 1,000	\$ (141)	\$ 859	15,200,000	\$ 447,951,258	\$ (121,578,866)	\$ 326,372,392	\$ 326,373,251	\$ 859	\$ 326,374,110
Net Income (Loss)											
Net investment income (loss)			(1)	(1)			(180,889)	(180,889)	(180,890)	(1)	(180,891)
Net change in unrealized gain (loss) on United States Treasury Obligations and Futures			23	23			8,522,924	8,522,924	8,522,947	23	8,522,970
Net Income (Loss)			22	22			8,342,035	8,342,035	8,342,057	22	8,342,079
Balance at July 31, 2009	40	\$ 1,000	\$ (119)	\$ 881	15,200,000	\$ 447,951,258	\$ (113,236,831)	\$ 334,714,427	\$ 334,715,308	\$ 881	\$ 334,716,189

Net Asset Value per share	
General shares (40 shares)	\$ 22.03
Shares (15,200,000 shares)	\$ 22.02


Hans Ephraimson
Chief Executive Officer
DB Commodity Services LLC


Michael Gilligan
Principal Financial Officer
DB Commodity Services LLC