


**PowerShares DB G10 Currency Harvest Fund**  
**Statements of Operations (unaudited)**


---

**For the Period**  
**January 1, 2013**  
**through**  
**January 31, 2013**

<b>Income</b>	
Interest Income, net	\$ 24,270
<b>Expenses</b>	
Management fee	221,526
Brokerage commissions and fees	(277)
Total expenses	221,249
Net investment income (loss)	(196,979)
<b>Net Realized and Net Change in Unrealized Gain (Loss)</b> <b>on United States Treasury Obligations and Futures</b>	
<b>Net Realized Gain (Loss) on</b>	
United States Treasury Obligations	229
Futures	66,643
Net Realized Gain (Loss)	66,872
<b>Net Change in Unrealized Gain (Loss) on</b>	
United States Treasury Obligations	(8,656)
Futures	6,922,408
Net Change in Unrealized Gain (Loss)	6,913,752
Net realized and net change in unrealized gain (loss) on	
United States Treasury Obligations and Futures	6,980,624
<b>Net Income (Loss)</b>	\$ 6,783,645

To the best of the knowledge and belief of the undersigned, the information contained in this report is accurate and complete.

  
\_\_\_\_\_  
Martin Kremenstein  
Chief Executive Officer  
DB Commodity Services LLC


  
\_\_\_\_\_  
Michael Gilligan  
Chief Financial Officer  
DB Commodity Services LLC

**PowerShares DB G10 Currency Harvest Fund**  
**Unaudited Statement of Changes in Shareholders' Equity**  
**Period From January 1, 2013 to January 31, 2013**

	<u>General Shares</u>		<u>Shares</u>		
	<u>Shares</u>	<u>Total Equity (Deficit)</u>	<u>Shares</u>	<u>Total Equity (Deficit)</u>	<u>Total Shareholders' Equity (Deficit)</u>
<b>Balance at January 1, 2013</b>	40	\$ 1,046	13,200,000	\$ 345,120,889	\$ 345,121,935
Redemption of Shares			(200,000)	(5,302,938)	(5,302,938)
Net Income (Loss)					
Net investment income (loss)		(1)		(196,978)	(196,979)
Net realized gain (loss) on United States Treasury Obligations and Futures		-		66,872	66,872
Net change in unrealized gain (loss) on United States Treasury Obligations and Futures		21		6,913,731	6,913,752
Net Income (Loss)		20		6,783,625	6,783,645
<b>Balance at January 31, 2013</b>	<u>40</u>	<u>\$ 1,066</u>	<u>13,000,000</u>	<u>\$ 346,601,576</u>	<u>\$ 346,602,642</u>

**Net Asset Value per share**

General shares (40 shares)	<u>\$ 26.65</u>
Shares (13,000,000 shares)	<u>\$ 26.66</u>

  
 \_\_\_\_\_  
 Martin Kremenstein  
 Chief Executive Officer  
 DB Commodity Services LLC

  
 \_\_\_\_\_  
 Michael Gilligan  
 Chief Financial Officer  
 DB Commodity Services LLC