



**PowerShares DB G10 Currency Harvest Fund**  
**Statements of Operations (unaudited)**

	For the Period September 1, 2014 through September 30, 2014	Year to Date
<b>Income</b>		
Interest Income, net	\$ 1,952	\$ 36,911
<b>Expenses</b>		
Management fee	58,386	762,724
Brokerage commissions and fees	9,671	57,118
Total expenses	68,057	819,842
<b>Net investment income (loss)</b>	(66,105)	(782,931)
<b>Net Realized and Net Change in Unrealized Gain (Loss) on United States Treasury Obligations and Futures</b>		
<b>Net Realized Gain (Loss) on</b>		
United States Treasury Obligations	-	2,777
Futures	(1,142,714)	7,186,394
<b>Net Realized Gain (Loss)</b>	(1,142,714)	7,189,171
<b>Net Change in Unrealized Gain (Loss) on</b>		
United States Treasury Obligations	(713)	(4,392)
Futures	(401,604)	(3,187,209)
<b>Net Change in Unrealized Gain (Loss)</b>	(402,317)	(3,191,601)
Net realized and net change in unrealized gain (loss) on United States Treasury Obligations and Futures	(1,545,031)	3,997,570
<b>Net Income (Loss)</b>	\$ (1,611,136)	\$ 3,214,639

To the best of the knowledge and belief of the undersigned, the information contained in this report is accurate and complete.

  
 Martin Kremenstein  
 Chief Executive Officer  
 DB Commodity Services LLC


  
 Michael Gilligan  
 Chief Financial Officer  
 DB Commodity Services LLC

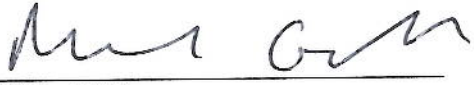
*PowerShares DB G10 Currency Harvest Fund*  
*Unaudited Statement of Changes in Shareholders' Equity*  
*Period From September 1, 2014 to September 30, 2014*

	General Shares		Shares		Total Shareholders' Equity (Deficit)
	Shares	Total Equity (Deficit)	Shares	Total Equity (Deficit)	
<b>Balance at September 1, 2014</b>	40	\$ 1,046	3,600,000	\$ 94,174,891	\$ 94,175,937
Sale of Shares			200,000	5,192,272	5,192,272
Redemption of Shares			-	-	-
Net Income (Loss)					
Net investment income (loss)		(1)		(66,104)	(66,105)
Net realized gain (loss) on United States Treasury Obligations and Futures		(12)		(1,142,702)	(1,142,714)
Net change in unrealized gain (loss) on United States Treasury Obligations and Futures		(4)		(402,313)	(402,317)
Net Income (Loss)		(17)		(1,611,119)	(1,611,136)
<b>Balance at September 30, 2014</b>	<u>40</u>	<u>\$ 1,029</u>	<u>3,800,000</u>	<u>\$ 97,756,044</u>	<u>\$ 97,757,073</u>

**Net Asset Value per share**

General shares (40 shares)	<u>\$ 25.73</u>
Shares (3,800,000 shares)	<u>\$ 25.73</u>

  
 Martin Kremenstein  
 Chief Executive Officer  
 DB Commodity Services LLC

  
 Michael Gilligan  
 Chief Financial Officer  
 DB Commodity Services LLC