

Invesco Short Term Treasury ETF

TBLL

Fund description

The Invesco Short Term Treasury ETF (Fund) is based on the ICE U.S. Treasury Short Bond Index (Index). The Fund will invest at least 80% of its total assets in the components of the Index. The Index measures the performance of US Treasury Obligations with a maximum remaining term to maturity of 12 months. The Fund is not a money market fund and does not attempt to maintain a stable net asset value (NAV). The Fund does not purchase all of the securities in the Index; instead, the Fund utilizes a "sampling" methodology to seek to achieve its investment objective. The Fund and the Index are rebalanced and reconstituted monthly.

Effective after the close of markets on Aug. 25, 2023, the Fund's name and ticker changed from Invesco Treasury Collateral ETF (ticker: CLTL) to Invesco Short Term Treasury ETF (ticker: TBLL). No other changes were made to the Fund. See the prospectus for more information.

ETF Information

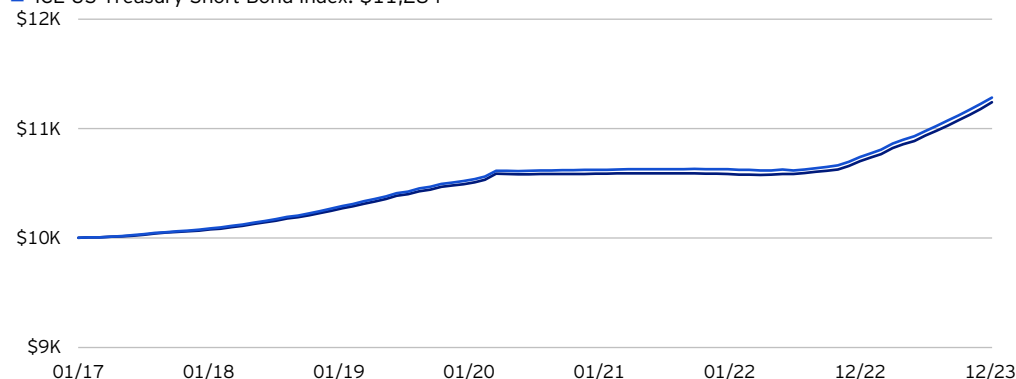
Fund Name	Invesco Short Term Treasury ETF
Fund Ticker	TBLL
CUSIP	46138G888
Intraday NAV	TBLLIV
30 Day SEC Unsubsidized Yield	5.16%
30 day SEC Yield	5.16%
Holdings	79
Management Fee	0.08%
Total Expense Ratio	0.08%
Effective duration (Yrs.)	0.42
Listing Exchange	NYSE Arca

Underlying Index Data

Index Provider	ICE Data Indices, LLC
Index Name	ICE US Treasury Short Bond Index
Bloomberg Index Ticker	IDCOTSTR

Growth of \$10,000

- Invesco Short Term Treasury ETF: \$11,241
- ICE US Treasury Short Bond Index: \$11,284



Data beginning Fund Inception and ending December 31, 2023. Fund performance shown at NAV.

Performance as at December 31, 2023

Performance (%)	YTD	1Y	3Y	5Y	10Y	Fund Inception
ETF - NAV	4.97	4.97	2.00	1.86	-	1.69
ETF - Market Price	4.99	4.99	2.01	1.86	-	1.69
Underlying Index	5.07	5.07	2.03	1.90	-	1.75

Calendar year performance (%)

	2023	2022	2021	2020	2019	2018	2017	2016	2015	2014
ETF - NAV	4.97	1.12	-0.01	0.92	2.36	1.80	-	-	-	-
Underlying Index	5.07	1.04	0.05	0.97	2.47	1.89	-	-	-	-


Returns less than one year are cumulative. Performance data quoted represents past performance. Past performance is not a guarantee of future results; current performance may be higher or lower than performance quoted. Investment returns and principal value will fluctuate and Shares, when redeemed, may be worth more or less than their original cost. See [invesco.com](https://www.invesco.com) to find the most recent month-end performance numbers. Market returns are based on the midpoint of the bid/ask spread at 4 p.m. ET and do not represent the returns an investor would receive if shares were traded at other times. Fund performance reflects fee waivers, absent which, performance data quoted would have been lower.

Fund inception: January 12, 2017

Not a Deposit Not FDIC Insured Not Guaranteed by the Bank May Lose Value Not Insured by any Federal Government Agency.


Shares are not individually redeemable and owners of the Shares may acquire those Shares from the Fund and tender those Shares for redemption to the Fund in Creation Unit aggregations only, typically consisting of 10,000 Shares.

Index returns do not represent Fund returns. An investor cannot invest directly in an index. Neither the underlying Index nor the benchmark indexes charge management fees or brokerage expenses, and no such fees or expenses were deducted from the performance shown; nor do any of the indexes lend securities, and no revenues from securities lending were added to the performance shown. In addition, the results actual investors might have achieved would have differed from those shown because of differences in the timing, amounts of their investments, and fees and expenses associated with an investment in the Fund.

Geographic allocation (%)

■ United States

100.00

Sector allocation (%)

■ Treasuries

100.00

Top ETF holdings (%)

Name	Coupon	(Total holdings: 79)	
		Maturity	Weight
United States Treasury Bill	0.00	Jan 25, 2024	3.75
United States Treasury Bill	0.00	Feb 01, 2024	2.60
United States Treasury Note/Bond	0.13	Jan 15, 2024	2.39
United States Treasury Note/Bond	2.25	Jan 31, 2024	2.04
United States Treasury Bill	0.00	Feb 20, 2024	2.03
United States Treasury Bill	0.00	Apr 04, 2024	2.02
United States Treasury Bill	0.00	Apr 11, 2024	2.01
United States Treasury Bill	0.00	Apr 25, 2024	2.01
United States Treasury Note/Bond	0.38	Jul 15, 2024	1.95
United States Treasury Note/Bond	2.50	Jan 31, 2024	1.84

Please see the website for complete holdings information. Holdings are subject to change. Cash is excluded from the credit rating quality allocations table below.

Credit ratings (%)

AAA	100.00
-----	--------

Maturity (%)

0 to 90 days	47.97
90 to 180 days	20.68
180 days to 1 year	31.35

Investment risks

There are risks involved with investing in ETFs, including possible loss of money. Shares are not actively managed and are subject to risks similar to those of stocks, including those regarding short selling and margin maintenance requirements. Ordinary brokerage commissions apply. The Fund's return may not match the return of the Underlying Index. The Fund is subject to certain other risks. Please see the current prospectus for more information regarding the risk associated with an investment in the Fund.

Treasury securities are backed by the full faith and credit of the US government as to the timely payment of principal and interest. Although the Fund may hold securities that carry U.S. Government guarantees, these guarantees do not extend to Shares of the Fund.

The Fund is not a money market fund and does not attempt to maintain a stable net asset value ("NAV").

During periods of reduced market liquidity or in the absence of readily available market quotations for the holdings of the Fund, the ability of the Fund to value its holdings becomes more difficult and the judgment of the Sub-Adviser may play a greater role in the valuation of the Fund's holdings due to reduced availability of reliable objective pricing data.

Interest rate risk refers to the risk that bond prices generally fall as interest rates rise and vice versa.

Reinvestment risk is the risk that a bond's cash flows (coupon income and principal repayment) will be reinvested at an interest rate below that on the original bond.

Investments focused in a particular industry or sector are subject to greater risk, and are more greatly impacted by market volatility, than more diversified investments.

Interest rate risk refers to the risk that bond prices generally fall as interest rates rise and vice versa.

The Fund's use of a representative sampling approach will result in its holding a smaller number of securities than are in the underlying Index, and may be subject to greater volatility.

Important information

This does not constitute a recommendation of any investment strategy or product for a particular investor. Investors should consult a financial professional before making any investment decisions.

ICE Data Indices, LLC, is used with permission. ICE U.S. Treasury Short Bond Index™ ("Index") is a service/trade mark of ICE Data Indices, LLC or its affiliates and has been licensed for use by Invesco Capital Management LLC, in connection with the Invesco Treasury Collateral ETF (the "Product"). Neither Invesco Capital Management LLC, Invesco Exchange-Traded Fund Trust II nor the Product, as applicable, is sponsored, endorsed, sold or promoted by ICE Data Indices, LLC, its affiliates or its Third Party Suppliers ("ICE Data and its Suppliers"). ICE Data and its Suppliers make no representations or warranties regarding the advisability of investing in securities generally, in the Product particularly, the Trust or the ability of the Index to track general market performance. Past performance of an Index is not an indicator of or a guarantee of future results.

ICE DATA AND ITS SUPPLIERS DISCLAIM ANY AND ALL WARRANTIES AND REPRESENTATIONS, EXPRESS AND/OR IMPLIED, INCLUDING ANY WARRANTIES OF MERCHANTABILITY OR FITNESS FOR A PARTICULAR PURPOSE OR USE, INCLUDING THE INDICES, INDEX DATA AND ANY INFORMATION INCLUDED IN, RELATED TO, OR DERIVED THEREFROM ("INDEX DATA"). ICE DATA AND ITS SUPPLIERS SHALL NOT BE SUBJECT TO ANY DAMAGES OR LIABILITY WITH RESPECT TO THE ADEQUACY, ACCURACY, TIMELINESS OR COMPLETENESS OF THE INDICES AND THE INDEX DATA, WHICH ARE PROVIDED ON AN "AS IS" BASIS AND YOUR USE IS AT YOUR OWN RISK.

Before investing, investors should carefully read the prospectus and consider the investment objectives, risks, charges and expenses. For this and more complete information about the fund, investors should ask their financial professionals for a prospectus or download one at [invesco.com](https://www.invesco.com)

Note: Not all products available through all firms or in all jurisdictions.

Glossary

30 Day SEC Unsubsidized Yield reflects the 30-day yield if the investment adviser were not waiving all or part of its fee or reimbursing the fund for part of its expenses. Total return would have also been lower in the absence of these temporary reimbursements or waivers.

30 Day SEC Yield is based on a 30-day period and is computed by dividing the net investment income per share earned during the period by the maximum offering price per share on the last day of the period.

Credit ratings are assigned by Nationally Recognized Statistical Rating Organizations based on assessment of the credit worthiness of the underlying bond issuers. The ratings range from AAA (highest) to D (lowest) and are subject to change. Not rated indicates the debtor was not rated, and should not be interpreted as indicating low quality. Futures and other derivatives are not eligible for assigned credit ratings by any NRSRO and are excluded from quality allocations. For more information on rating methodologies, please visit the following NRSRO websites: www.standardandpoors.com and select 'Understanding Credit Ratings' under Rating Resources 'About Ratings' on the homepage.; www.ratings.moodys.com and select 'Rating Methodologies' under Research and Ratings on the homepage.

Effective Duration is a measure of a bond's sensitivity to interest rate changes that reflects the change in a bond's price given a change in yield. This duration measure is appropriate for bonds with embedded options.