



PowerShares DB Energy Fund
Statements of Operations (unaudited)

	For the Period June 1, 2014 through June 30, 2014	Year to Date
Income		
Interest Income, net	\$ 8,833	\$ 62,787
Expenses		
Management fee	225,959	1,089,155
Brokerage commissions and fees	9,038	32,566
Total expenses	234,997	1,121,721
Net investment income (loss)	(226,164)	(1,058,934)
Net Realized and Net Change in Unrealized Gain (Loss) on United States Treasury Obligations and Futures		
Net Realized Gain (Loss) on		
United States Treasury Obligations	20	476
Futures	6,474,864	10,294,633
Net Realized Gain (Loss)	6,474,884	10,295,109
Net Change in Unrealized Gain (Loss) on		
United States Treasury Obligations	5,382	(2,829)
Futures	5,937,184	7,895,409
Net Change in Unrealized Gain (Loss)	5,942,566	7,892,580
Net realized and net change in unrealized gain (loss) on United States Treasury Obligations and Futures	12,417,450	18,187,689
Net Income (Loss)	\$ 12,191,286	\$ 17,128,755

To the best of the knowledge and belief of the undersigned, the information contained in this report is accurate and complete.


 Martin Kremenstein
 Chief Executive Officer
 DB Commodity Services LLC



 Michael Gilligan
 Chief Financial Officer
 DB Commodity Services LLC

PowerShares DB Energy Fund
Unaudited Statement of Changes in Shareholders' Equity
Period From June 1, 2014 to June 30, 2014


	<u>General Shares</u>		<u>Shares</u>		
	<u>Shares</u>	<u>Total Equity (Deficit)</u>	<u>Shares</u>	<u>Total Equity (Deficit)</u>	<u>Total Shareholders' Equity (Deficit)</u>
Balance at June 1, 2014	40	\$ 1,188	12,200,000	\$ 362,351,862	\$ 362,353,050
Sale of Shares			-	-	-
Redemption of Shares			(200,000)	(5,938,087)	(5,938,087)
Net Income (Loss)					
Net investment income (loss)		(1)		(226,163)	(226,164)
Net realized gain (loss) on United States Treasury Obligations and Futures		22		6,474,862	6,474,884
Net change in unrealized gain (loss) on United States Treasury Obligations and Futures		20		5,942,546	5,942,566
Net Income (Loss)		41		12,191,245	12,191,286
Balance at June 30, 2014	<u>40</u>	<u>\$ 1,229</u>	<u>12,000,000</u>	<u>\$ 368,605,020</u>	<u>\$ 368,606,249</u>

Net Asset Value per share

General shares (40 shares)	<u>\$ 30.73</u>
Shares (12,000,000 shares)	<u>\$ 30.72</u>



 Martin Kremenstein
 Chief Executive Officer
 DB Commodity Services LLC



 Michael Gilligan
 Chief Financial Officer
 DB Commodity Services LLC