


PowerShares DB G10 Currency Harvest Fund (DBV)
Unaudited Statement of Changes in Shareholders' Equity
Period From May 1, 2015 to May 31, 2015


	<u>General Shares</u>		<u>Shares</u>		
	<u>Shares</u>	<u>Total Equity (Deficit)</u>	<u>Shares</u>	<u>Total Equity (Deficit)</u>	<u>Total Shareholders' Equity (Deficit)</u>
Balance at May 1, 2015	40	\$ 995	5,600,000	\$ 139,351,207	\$ 139,352,202
Sale of Shares			-	-	-
Redemption of Shares			(1,200,000)	(29,479,878)	(29,479,878)
Net Income (Loss)					
Net investment income (loss)		(1)		(84,440)	(84,441)
Net realized gain (loss) on United States Treasury Obligations and Futures		(2)		(206,047)	(206,049)
Net change in unrealized gain (loss) on United States Treasury Obligations and Futures		(20)		(2,692,002)	(2,692,022)
Net Income (Loss)		(23)		(2,982,489)	(2,982,512)
Balance at May 31, 2015	40	\$ 972	4,400,000	\$ 106,888,840	\$ 106,889,812

Net Asset Value per share
General shares (40 shares)
Shares (4,400,000 shares)

\$ 24.29
\$ 24.29



Steven Hill
Principal Financial and Accounting Officer, Investment Pools
Invesco Powershares Capital Management LLC




Andrew Schlossberg
Principal Executive Officer
Invesco Powershares Capital Management LLC


PowerShares DB G10 Currency Harvest Fund (DBV)
Statements of Operations (unaudited)

	For the Period May 1, 2015 through May 31, 2015	Year to Date
Income		
Interest Income, net	\$ 1,941	\$ 9,186
Expenses		
Management fee	86,498	345,457
Brokerage commissions and fees	(116)	18,492
Total expenses	86,382	363,949
Net investment income (loss)	(84,441)	(354,763)
Net Realized and Net Change in Unrealized Gain (Loss) on United States Treasury Obligations and Futures		
Net Realized Gain (Loss) on		
United States Treasury Obligations	334	1,107
Futures	(206,383)	(1,233,395)
Net Realized Gain (Loss)	(206,049)	(1,232,288)
Net Change in Unrealized Gain (Loss) on		
United States Treasury Obligations	(2,302)	1,034
Futures	(2,689,720)	(3,921,143)
Net Change in Unrealized Gain (Loss)	(2,692,022)	(3,920,109)
Net realized and net change in unrealized gain (loss) on United States Treasury Obligations and Futures	(2,898,071)	(5,152,397)
Net Income (Loss)	\$ (2,982,512)	\$ (5,507,160)

To the best of the knowledge and belief of the undersigned, the information contained in this report is accurate and complete.



Steven Hill
Principal Financial and Accounting Officer, Investment Pools
Invesco Powershares Capital Management LLC



Andrew Schlossberg
Principal Executive Officer
Invesco Powershares Capital Management LLC