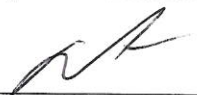



PowerShares DB G10 Currency Harvest Fund
Statements of Operations (unaudited)

	For the Period January 1, 2014 through January 31, 2014	Year to Date
Income		
Interest Income, net	\$ 7,396	\$ 7,396
Expenses		
Management fee	122,586	122,586
Brokerage commissions and fees	4,807	4,807
Total expenses	127,393	127,393
Net investment income (loss)	(119,997)	(119,997)
Net Realized and Net Change in Unrealized Gain (Loss) on United States Treasury Obligations and Futures		
Net Realized Gain (Loss) on		
United States Treasury Obligations	288	288
Futures	44,890	44,890
Net Realized Gain (Loss)	45,178	45,178
Net Change in Unrealized Gain (Loss) on		
United States Treasury Obligations	(980)	(980)
Futures	(3,464,915)	(3,464,915)
Net Change in Unrealized Gain (Loss)	(3,465,895)	(3,465,895)
Net realized and net change in unrealized gain (loss) on United States Treasury Obligations and Futures	(3,420,717)	(3,420,717)
Net Income (Loss)	\$ (3,540,714)	\$ (3,540,714)

To the best of the knowledge and belief of the undersigned, the information contained in this report is accurate and complete.


 Martin Kremenstein
 Chief Executive Officer
 DB Commodity Services LLC



 Michael Gilligan
 Chief Financial Officer
 DB Commodity Services LLC


PowerShares DB G10 Currency Harvest Fund
Unaudited Statement of Changes in Shareholders' Equity
Period From January 1, 2014 to January 31, 2014

	<u>General Shares</u>		<u>Shares</u>		
	<u>Shares</u>	<u>Total Equity (Deficit)</u>	<u>Shares</u>	<u>Total Equity (Deficit)</u>	<u>Total Shareholders' Equity (Deficit)</u>
Balance at January 1, 2014	40	\$ 1,017	7,600,000	\$ 193,161,523	\$ 193,162,540
Sale of Shares			-	-	-
Redemption of Shares			(400,000)	(10,076,025)	(10,076,025)
Net Income (Loss)					
Net investment income (loss)		(1)		(119,996)	(119,997)
Net realized gain (loss) on United States Treasury Obligations and Futures		-		45,178	45,178
Net change in unrealized gain (loss) on United States Treasury Obligations and Futures		(19)		(3,465,876)	(3,465,895)
Net Income (Loss)		(20)		(3,540,694)	(3,540,714)
Balance at January 31, 2014	<u>40</u>	<u>\$ 997</u>	<u>7,200,000</u>	<u>\$ 179,544,804</u>	<u>\$ 179,545,801</u>

Net Asset Value per share

General shares (40 shares)	<u>\$ 24.93</u>
Shares (7,200,000 shares)	<u>\$ 24.94</u>


 Martin Kremenstein
 Chief Executive Officer
 DB Commodity Services LLC


 Michael Gilligan
 Chief Financial Officer
 DB Commodity Services LLC