



PowerShares DB Oil Fund
Statements of Operations (unaudited)

	For the Period June 1, 2014 through June 30, 2014	Year to Date
Income		
Interest Income, net	\$ 9,025	\$ 77,493
Expenses		
Management fee	190,125	1,139,061
Brokerage commissions and fees	19,140	22,750
Total expenses	209,265	1,161,811
Net investment income (loss)	(200,240)	(1,084,318)
Net Realized and Net Change in Unrealized Gain (Loss) on United States Treasury Obligations and Futures		
Net Realized Gain (Loss) on		
United States Treasury Obligations	-	368
Futures	31,961,430	34,951,380
Net Realized Gain (Loss)	31,961,430	34,951,748
Net Change in Unrealized Gain (Loss) on		
United States Treasury Obligations	8,092	(4,140)
Futures	(18,847,830)	(1,555,610)
Net Change in Unrealized Gain (Loss)	(18,839,738)	(1,559,750)
Net realized and net change in unrealized gain (loss) on United States Treasury Obligations and Futures	13,121,692	33,391,998
Net Income (Loss)	<u>\$ 12,921,452</u>	<u>\$ 32,307,680</u>

To the best of the knowledge and belief of the undersigned, the information contained in this report is accurate and complete.


 Martin Kremenstein
 Chief Executive Officer
 DB Commodity Services LLC



 Michael Gilligan
 Chief Financial Officer
 DB Commodity Services LLC

PowerShares DB Oil Fund
Unaudited Statement of Changes in Shareholders' Equity
Period From June 1, 2014 to June 30, 2014

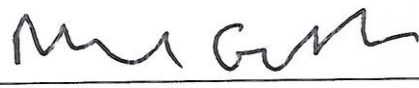
	<u>General Shares</u>		<u>Shares</u>		
	<u>Shares</u>	<u>Total Equity (Deficit)</u>	<u>Shares</u>	<u>Total Equity (Deficit)</u>	<u>Total Shareholders' Equity (Deficit)</u>
Balance at June 1, 2014	40	\$ 1,179	10,200,000	\$ 300,589,494	\$ 300,590,673
Sale of Shares			-	-	-
Redemption of Shares			-	-	-
Net Income (Loss)					
Net investment income (loss)		-		(200,240)	(200,240)
Net realized gain (loss) on United States Treasury Obligations and Futures		125		31,961,305	31,961,430
Net change in unrealized gain (loss) on United States Treasury Obligations and Futures		(74)		(18,839,664)	(18,839,738)
Net Income (Loss)		51		12,921,401	12,921,452
Balance at June 30, 2014	<u>40</u>	<u>\$ 1,230</u>	<u>10,200,000</u>	<u>\$ 313,510,895</u>	<u>\$ 313,512,125</u>

Net Asset Value per share

General shares (40 shares)	<u>\$ 30.75</u>
Shares (10,200,000 shares)	<u>\$ 30.74</u>



 Martin Kremenstein
 Chief Executive Officer
 DB Commodity Services LLC



 Michael Gilligan
 Chief Financial Officer
 DB Commodity Services LLC