



**PowerShares DB Gold Fund**  
**Statements of Operations (unaudited)**

	<b>For the Period August 1, 2013 through August 31, 2013</b>	<b>Year to Date</b>
<b>Income</b>		
Interest Income, net	\$ 6,006	\$ 122,445
<b>Expenses</b>		
Management fee	107,087	1,359,609
Brokerage commissions and fees	3,711	46,512
Total expenses	110,798	1,406,121
<b>Net investment income (loss)</b>	(104,792)	(1,283,676)
<b>Net Realized and Net Change in Unrealized Gain (Loss) on United States Treasury Obligations and Futures</b>		
<b>Net Realized Gain (Loss) on</b>		
United States Treasury Obligations	52	4,445
Futures	704,150	(87,392,590)
<b>Net Realized Gain (Loss)</b>	704,202	(87,388,145)
<b>Net Change in Unrealized Gain (Loss) on</b>		
United States Treasury Obligations	61	(24,529)
Futures	9,350,270	27,966,690
<b>Net Change in Unrealized Gain (Loss)</b>	9,350,331	27,942,161
Net realized and net change in unrealized gain (loss) on United States Treasury Obligations and Futures	10,054,533	(59,445,984)
<b>Net Income (Loss)</b>	<b>\$ 9,949,741</b>	<b>\$ (60,729,660)</b>

To the best of the knowledge and belief of the undersigned, the information contained in this report is accurate and complete.

  
 Martin Kremenstein  
 Chief Executive Officer  
 DB Commodity Services LLC


  
 Michael Gilligan  
 Chief Financial Officer  
 DB Commodity Services LLC

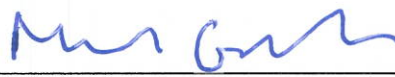
**PowerShares DB Gold Fund**  
**Unaudited Statement of Changes in Shareholders' Equity**  
**Period From August 1, 2013 to August 31, 2013**

	<u>General Shares</u>		<u>Shares</u>		
	<u>Shares</u>	<u>Total Equity (Deficit)</u>	<u>Shares</u>	<u>Total Equity (Deficit)</u>	<u>Total Shareholders' Equity (Deficit)</u>
<b>Balance at August 1, 2013</b>	40	\$ 1,773	3,800,000	\$ 168,460,881	\$ 168,462,654
Sale of Shares			200,000	8,853,772	8,853,772
Redemption of Shares			(400,000)	(17,508,446)	(17,508,446)
Net Income (Loss)					
Net investment income (loss)		(1)		(104,791)	(104,792)
Net realized gain (loss) on United States Treasury Obligations and Futures		8		704,194	704,202
Net change in unrealized gain (loss) on United States Treasury Obligations and Futures		106		9,350,225	9,350,331
Net Income (Loss)		113		9,949,628	9,949,741
<b>Balance at August 31, 2013</b>	<u>40</u>	<u>\$ 1,886</u>	<u>3,600,000</u>	<u>\$ 169,755,835</u>	<u>\$ 169,757,721</u>

**Net Asset Value per share**

General shares (40 shares)	<u>\$ 47.15</u>
Shares (3,600,000 shares)	<u>\$ 47.15</u>

  
 Martin Kremenstein  
 Chief Executive Officer  
 DB Commodity Services LLC

  
 Michael Gilligan  
 Chief Financial Officer  
 DB Commodity Services LLC