



**PowerShares DB G10 Currency Harvest Fund**  
**Statements of Operations (unaudited)**

	<b>For the Period May 1, 2014 through May 31, 2014</b>	<b>Year to Date</b>
<b>Income</b>		
Interest Income, net	\$ 2,881	\$ 28,153
<b>Expenses</b>		
Management fee	74,436	520,272
Brokerage commissions and fees	5,955	32,622
Total expenses	80,391	552,894
<b>Net investment income (loss)</b>	(77,510)	(524,741)
<b>Net Realized and Net Change in Unrealized Gain (Loss) on United States Treasury Obligations and Futures</b>		
<b>Net Realized Gain (Loss) on</b>		
United States Treasury Obligations	2,026	2,510
Futures	1,846,478	5,121,316
<b>Net Realized Gain (Loss)</b>	1,848,504	5,123,826
<b>Net Change in Unrealized Gain (Loss) on</b>		
United States Treasury Obligations	(6,191)	(4,695)
Futures	(1,710,068)	(152,035)
<b>Net Change in Unrealized Gain (Loss)</b>	(1,716,259)	(156,730)
Net realized and net change in unrealized gain (loss) on United States Treasury Obligations and Futures	132,245	4,967,096
<b>Net Income (Loss)</b>	<b>\$ 54,735</b>	<b>\$ 4,442,355</b>

To the best of the knowledge and belief of the undersigned, the information contained in this report is accurate and complete.

  
 Martin Kremenstein  
 Chief Executive Officer  
 DB Commodity Services LLC


  
 Michael Gilligan  
 Chief Financial Officer  
 DB Commodity Services LLC


**PowerShares DB G10 Currency Harvest Fund**  
**Unaudited Statement of Changes in Shareholders' Equity**  
**Period From May 1, 2014 to May 31, 2014**

	<u>General Shares</u>		<u>Shares</u>		<u>Total</u>
	<u>Shares</u>	<u>Total Equity (Deficit)</u>	<u>Shares</u>	<u>Total Equity (Deficit)</u>	<u>Shareholders' Equity (Deficit)</u>
<b>Balance at May 1, 2014</b>	40	\$ 1,043	6,400,000	\$ 166,940,374	\$ 166,941,417
Sale of Shares			200,000	5,217,497	5,217,497
Redemption of Shares			(2,800,000)	(73,231,873)	(73,231,873)
Net Income (Loss)					
Net investment income (loss)		2		(77,512)	(77,510)
Net realized gain (loss) on United States Treasury Obligations and Futures		(37)		1,848,541	1,848,504
Net change in unrealized gain (loss) on United States Treasury Obligations and Futures		34		(1,716,293)	(1,716,259)
Net Income (Loss)		(1)		54,736	54,735
<b>Balance at May 31, 2014</b>	<u>40</u>	<u>\$ 1,042</u>	<u>3,800,000</u>	<u>\$ 98,980,734</u>	<u>\$ 98,981,776</u>

**Net Asset Value per share**

General shares (40 shares)	<u>\$ 26.05</u>
Shares (3,800,000 shares)	<u>\$ 26.05</u>

  
 \_\_\_\_\_  
 Martin Kremenstein  
 Chief Executive Officer  
 DB Commodity Services LLC

  
 \_\_\_\_\_  
 Michael Gilligan  
 Chief Financial Officer  
 DB Commodity Services LLC