



PowerShares DB Oil Fund
Statements of Operations (unaudited)

	For the Period March 1, 2013 through March 31, 2013	Year to Date
Income		
Interest Income, net	\$ 39,617	\$ 120,340
Expenses		
Management fee	351,746	1,200,841
Brokerage commissions and fees	8,760	31,045
Total expenses	360,506	1,231,886
Net investment income (loss)	(320,889)	(1,111,546)
Net Realized and Net Change in Unrealized Gain (Loss) on United States Treasury Obligations and Futures		
Net Realized Gain (Loss) on		
United States Treasury Obligations	289	5,557
Futures	4,109,220	15,252,500
Net Realized Gain (Loss)	4,109,509	15,258,057
Net Change in Unrealized Gain (Loss) on		
United States Treasury Obligations	28,424	(22,083)
Futures	22,274,180	13,178,040
Net Change in Unrealized Gain (Loss)	22,302,604	13,155,957
Net realized and net change in unrealized gain (loss) on United States Treasury Obligations and Futures	26,412,113	28,414,014
Net Income (Loss)	\$ 26,091,224	\$ 27,302,468

To the best of the knowledge and belief of the undersigned, the information contained in this report is accurate and complete.


 Martin Kremenstein
 Chief Executive Officer
 DB Commodity Services LLC



 Michael Gilligan
 Chief Financial Officer
 DB Commodity Services LLC


PowerShares DB Oil Fund
Unaudited Statement of Changes in Shareholders' Equity
Period From March 1, 2013 to March 31, 2013

	<u>General Shares</u>		<u>Shares</u>		
	<u>Shares</u>	<u>Total Equity (Deficit)</u>	<u>Shares</u>	<u>Total Equity (Deficit)</u>	<u>Total Shareholders' Equity (Deficit)</u>
Balance at March 1, 2013	40	\$ 1,031	22,800,000	\$ 587,949,748	\$ 587,950,779
Sale of Shares			200,000	5,363,094	5,363,094
Redemption of Shares			(2,200,000)	(56,403,164)	(56,403,164)
Net Income (Loss)					
Net investment income (loss)		(1)		(320,888)	(320,889)
Net realized gain (loss) on United States Treasury Obligations and Futures		9		4,109,500	4,109,509
Net change in unrealized gain (loss) on United States Treasury Obligations and Futures		44		22,302,560	22,302,604
Net Income (Loss)		52		26,091,172	26,091,224
Balance at March 31, 2013	<u>40</u>	<u>\$ 1,083</u>	<u>20,800,000</u>	<u>\$ 563,000,850</u>	<u>\$ 563,001,933</u>

Net Asset Value per share

General shares (40 shares)	<u>\$ 27.08</u>
Shares (20,800,000 shares)	<u>\$ 27.07</u>


 Martin Kremenstein
 Chief Executive Officer
 DB Commodity Services LLC


 Michael Gilligan
 Chief Financial Officer
 DB Commodity Services LLC