



PowerShares DB Gold Fund
Statements of Operations (unaudited)

	For the Period March 1, 2013 through March 31, 2013	Year to Date
Income		
Interest Income, net	\$ 18,750	\$ 78,138
Expenses		
Management fee	182,798	789,198
Brokerage commissions and fees	18,749	21,090
Total expenses	201,547	810,288
Net investment income (loss)	(182,797)	(732,150)
Net Realized and Net Change in Unrealized Gain (Loss) on United States Treasury Obligations and Futures		
Net Realized Gain (Loss) on		
United States Treasury Obligations	399	1,076
Futures	(19,168,270)	(19,272,460)
Net Realized Gain (Loss)	(19,167,871)	(19,271,384)
Net Change in Unrealized Gain (Loss) on		
United States Treasury Obligations	7,063	(21,587)
Futures	21,450,440	(9,264,850)
Net Change in Unrealized Gain (Loss)	21,457,503	(9,286,437)
Net realized and net change in unrealized gain (loss) on United States Treasury Obligations and Futures	2,289,632	(28,557,821)
Net Income (Loss)	\$ 2,106,835	\$ (29,289,971)

To the best of the knowledge and belief of the undersigned, the information contained in this report is accurate and complete.


 Martin Kremenstein
 Chief Executive Officer
 DB Commodity Services LLC



 Michael Gilligan
 Chief Financial Officer
 DB Commodity Services LLC


PowerShares DB Gold Fund
Unaudited Statement of Changes in Shareholders' Equity
Period From March 1, 2013 to March 31, 2013

	<u>General Shares</u>		<u>Shares</u>		
		<u>Total</u>		<u>Total</u>	<u>Total</u>
	<u>Shares</u>	<u>Equity</u> <u>(Deficit)</u>	<u>Shares</u>	<u>Equity (Deficit)</u>	<u>Shareholders'</u> <u>Equity (Deficit)</u>
Balance at March 1, 2013	40	\$ 2,155	8,800,000	\$ 474,154,144	\$ 474,156,299
Redemption of Shares			(4,600,000)	(247,772,892)	(247,772,892)
Net Income (Loss)					
Net investment income (loss)		(2)		(182,795)	(182,797)
Net realized gain (loss) on United States					
Treasury Obligations and Futures		(192)		(19,167,679)	(19,167,871)
Net change in unrealized gain (loss)					
on United States Treasury					
Obligations and Futures		215		21,457,288	21,457,503
Net Income (Loss)		21		2,106,814	2,106,835
Balance at March 31, 2013	<u>40</u>	<u>\$ 2,176</u>	<u>4,200,000</u>	<u>\$ 228,488,066</u>	<u>\$ 228,490,242</u>

Net Asset Value per share

General shares (40 shares)	<u>\$ 54.40</u>
Shares (4,200,000 shares)	<u>\$ 54.40</u>


 Martin Kremenstein
 Chief Executive Officer
 DB Commodity Services LLC


 Michael Gilligan
 Chief Financial Officer
 DB Commodity Services LLC