

Invesco Zacks Multi-Asset Income ETF

CVY

Fund description

The Invesco Zacks Multi-Asset Income ETF (Fund) is based on the Zacks Multi-Asset Income Index (Index). The Fund will invest at least 90% of its total assets in securities and depositary receipts that comprise the Index. The Index is comprised of domestic and international companies, including US listed common stocks, American depositary receipts (ADRs) paying dividends, real estate investment trusts (REITs), master limited partnerships (MLPs), closed-end funds and traditional preferred stocks. The Index is computed using the gross total return, which reflects dividends paid. The Fund and the Index are rebalanced quarterly.

ETF Information

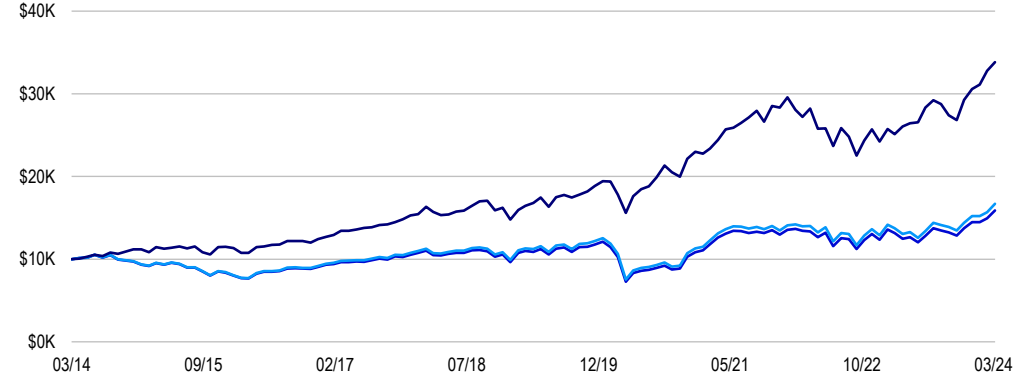
Fund Name	Invesco Zacks Multi-Asset Income ETF
Fund Ticker	CVY
CUSIP	46137Y500
Intraday NAV	CYM
30 Day SEC Unsubsidized Yield	4.49%
30 day SEC Yield	4.51%
Holdings	149
Management Fee	0.50%
Total Expense Ratio	1.06%
P/B Ratio	1.87
P/E Ratio	10.62
Return on Equity	18.62%
Listing Exchange	NYSE Arca
Weighted Market Cap (\$MM)	25,306.91

Underlying Index Data

Index Provider	Zacks Investment Research Inc
Index Name	Zacks Multi-Asset Income Index
Bloomberg Index Ticker	ZAXYHTR

Growth of \$10,000

- Invesco Zacks Multi-Asset Income ETF: \$15,887
- Zacks Multi-Asset Income Index: \$16,693
- S&P 500 Index (USD): \$33,826



Data beginning 10 years prior to the ending date of March 31, 2024. Fund performance shown at NAV.

Performance as at March 31, 2024

Performance (%)	YTD	1Y	3Y	5Y	10Y	Fund Inception
ETF - NAV	9.63	27.31	8.01	7.84	4.74	5.30
ETF - Market Price	9.28	27.01	7.93	7.78	4.71	5.29
Underlying Index	9.81	27.99	8.37	8.27	5.26	6.03
Benchmark ¹	10.56	29.88	11.49	15.05	12.96	10.39

Calendar year performance (%)

	2023	2022	2021	2020	2019	2018	2017	2016	2015	2014
ETF - NAV	17.30	-8.86	25.15	-10.55	25.76	-10.42	15.43	16.20	-14.11	-4.20
Underlying Index	17.92	-8.43	24.60	-9.98	26.77	-9.89	16.36	17.08	-13.98	-3.50
Benchmark ¹	26.29	-18.11	28.71	18.40	31.49	-4.38	21.83	11.96	1.38	13.69

Returns less than one year are cumulative. Performance data quoted represents past performance. Past performance is not a guarantee of future results; current performance may be higher or lower than performance quoted. Investment returns and principal value will fluctuate and Shares, when redeemed, may be worth more or less than their original cost. See [invesco.com](https://www.invesco.com) to find the most recent month-end performance numbers. Market returns are based on the midpoint of the bid/ask spread at 4 p.m. ET and do not represent the returns an investor would receive if shares were traded at other times. Fund performance reflects fee waivers, absent which, performance data quoted would have been lower. As the result of a reorganization on April 6, 2018, the returns presented reflect performance of the Guggenheim predecessor fund. Invesco is not affiliated with Guggenheim.

Fund inception: September 21, 2006

Not a Deposit Not FDIC Insured Not Guaranteed by the Bank May Lose Value Not Insured by any Federal Government Agency.

Shares are not individually redeemable and owners of the Shares may acquire those Shares from the Fund and tender those Shares for redemption to the Fund in Creation Unit aggregations only, typically consisting of 10,000 Shares.

Index returns do not represent Fund returns. An investor cannot invest directly in an index.

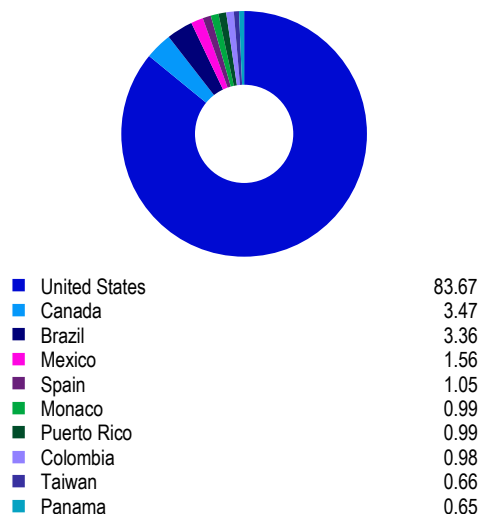
Neither the underlying Index nor the benchmark indexes charge management fees or brokerage expenses, and no such fees or expenses were deducted from the performance shown; nor do any of the indexes lend securities, and no revenues from securities lending were added to the performance shown. In addition, the results actual investors might have achieved would have differed from those shown because of differences in the timing, amounts of their investments, and fees and expenses associated with an investment in the Fund.

¹The S&P 500® Index is an unmanaged index considered representative of the US stock market.

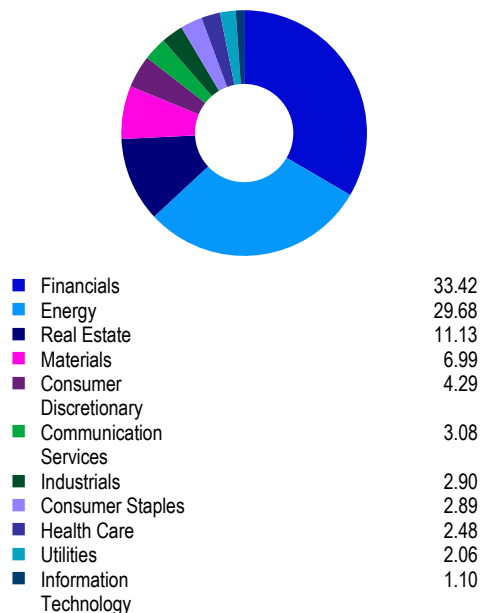
Top ETF holdings (%)		(Total holdings:149)
Name	Weight	
Alliance Resource Partners	1.48	
Black Stone Minerals	1.24	
Dicks Sporting Goods	1.20	
PBF Energy 'A'	1.12	
SL Green Realty	1.11	
Valero Energy	1.10	
Marathon Petroleum	1.09	
Corebridge Financial	1.09	
EOG Resources	1.07	
Ovintiv	1.06	

Please see the website for complete holdings information.
Holdings are subject to change.

Geographic allocation (%)



Sector allocation (%)



Investment risks

There are risks involved with investing in ETFs, including possible loss of money. Shares are not actively managed and are subject to risks similar to those of stocks, including those regarding short selling and margin maintenance requirements. Ordinary brokerage commissions apply. The Fund's return may not match the return of the Underlying Index. The Fund is subject to certain other risks. Please see the current prospectus for more information regarding the risk associated with an investment in the Fund.

REITs are pooled investment vehicles that trade like stocks and invest substantially all of their assets in real estate and may qualify for special tax considerations. REITs are subject to risks inherent in the direct ownership of real estate. A company's failure to qualify as a REIT under federal tax law may have adverse consequences to the REIT's shareholders. REITs may have expenses, including advisory and administration, and REIT shareholders will incur a proportionate share of the underlying expenses.

Because the Fund may invest in other investment companies, it's subject to the risks associated with the investment company and its investment performance may depend on the underlying investment company's performance. Moreover, the Fund and its shareholders will incur its pro rata share of the underlying investment companies' expenses, which will reduce the Fund's performance, and the purchase of shares of some investment companies.

Most MLPs operate in the energy sector and are subject to the risks generally applicable to companies in that sector, including commodity pricing risk, supply and demand risk, depletion risk and exploration risk. MLPs are also subject to the risk that regulatory or legislative changes could eliminate the tax benefits enjoyed by MLPs which could have a negative impact on the after-tax income available for distribution by the MLPs and/or the value of the portfolio's investments.

The Fund may engage in frequent trading of its portfolio securities in connection with the rebalancing or adjustment of the Underlying Index.

Investments focused in a particular sector, such as energy and financials, are subject to greater risk, and are more greatly impacted by market volatility, than more diversified investments.

A company's preferred stock generally pays dividends only after the company makes required payments to holders of its bonds and other debt. The value of preferred stock will usually react more strongly than bonds and other debt to actual or perceived changes in the company's financial condition or prospects.

Depository receipts involve many of the same risks as a direct investment in foreign securities, and issuers of certain depository receipts are under no obligation to distribute shareholder communications to the holders or to pass through to them any voting rights with respect to the deposited securities.

Important information

The fund is not sponsored, endorsed, sold or promoted by Zacks Investment Research, Inc. ("licensor"). Licensor makes no representation or warranty, express or implied, regarding the advisability of investing in securities generally or in the fund particularly or the ability of the Zacks Multi-Asset Income Index ("index") to track general market performance. Licensor's only relationship to Invesco Capital Management LLC ("licensee") is the licensing of the index which is determined, composed and calculated by licensor without regard to the licensee or the fund. Licensor has no obligation to take the needs of the licensee or the owners of the fund into consideration in determining, composing or calculating the index. Licensor shall not be liable to any person for any error in the index nor shall it be under any obligation to advise any person of any error therein.

Typically, security classifications used in calculating allocation tables are as of the last trading day of the previous month.

The Global Industry Classification Standard was developed by and is the exclusive property and a service mark of MSCI, Inc. and Standard & Poor's.

This does not constitute a recommendation of any investment strategy or product for a particular investor. Investors should consult a financial professional before making any investment decisions.

Before investing, investors should carefully read the prospectus and consider the investment objectives, risks, charges and expenses. For this and more complete information about the fund, investors should ask their financial professionals for a prospectus or download one at invesco.com

Note: Not all products available through all firms or in all jurisdictions.

Glossary

30 Day SEC Unsubsidized Yield reflects the 30-day yield if the investment adviser were not waiving all or part of its fee or reimbursing the fund for part of its expenses. Total return would have also been lower in the absence of these temporary reimbursements or waivers.

30 Day SEC Yield is based on a 30-day period and is computed by dividing the net investment income per share earned during the period by the maximum offering price per share on the last day of the period.

Intraday NAV is a symbol representing estimated fair value based on the most recent intraday price of underlying assets.

Weighted Harmonic Average Stock Price-to-Book-Value Ratio (P/B Ratio) is the ratio of a stock's market price to a company's net asset value.

Weighted Harmonic Average Stock Price-to-Earnings Ratio (P/E Ratio) is the share price divided by earnings per share. It is measured on a 12-month trailing basis.

Weighted Average Return on Equity is net income divided by net worth.

Weighted Market Capitalization is the sum of each underlying securities market value.