



**PowerShares DB Energy Fund**  
**Statements of Operations (unaudited)**

	For the Period October 1, 2013 through October 31, 2013	Year to Date
<b>Income</b>		
Interest Income, net	\$ 5,737	\$ 97,941
<b>Expenses</b>		
Management fee	161,722	1,373,736
Brokerage commissions and fees	6,469	63,649
Total expenses	168,191	1,437,385
<b>Net investment income (loss)</b>	(162,454)	(1,339,444)
<b>Net Realized and Net Change in Unrealized Gain (Loss) on United States Treasury Obligations and Futures</b>		
<b>Net Realized Gain (Loss) on</b>		
United States Treasury Obligations	(311)	3,488
Futures	1,149,729	683,222
<b>Net Realized Gain (Loss)</b>	1,149,418	686,710
<b>Net Change in Unrealized Gain (Loss) on</b>		
United States Treasury Obligations	(6,027)	(9,055)
Futures	(1,507,382)	(2,233,714)
<b>Net Change in Unrealized Gain (Loss)</b>	(1,513,409)	(2,242,769)
<b>Net realized and net change in unrealized gain (loss) on United States Treasury Obligations and Futures</b>	(363,991)	(1,556,059)
<b>Net Income (Loss)</b>	\$ (526,445)	\$ (2,895,503)

To the best of the knowledge and belief of the undersigned, the information contained in this report is accurate and complete.

  
 Martin Kremenstein  
 Chief Executive Officer  
 DB Commodity Services LLC


  
 Michael Gilligan  
 Chief Financial Officer  
 DB Commodity Services LLC


**PowerShares DB Energy Fund**  
**Unaudited Statement of Changes in Shareholders' Equity**  
**Period From October 1, 2013 to October 31, 2013**

	<u>General Shares</u>		<u>Shares</u>		<u>Total</u>
	<u>Shares</u>	<u>Total Equity (Deficit)</u>	<u>Shares</u>	<u>Total Equity (Deficit)</u>	<u>Shareholders' Equity (Deficit)</u>
<b>Balance at October 1, 2013</b>	40	\$ 1,129	9,200,000	\$ 259,715,306	\$ 259,716,435
Sale of Shares			400,000	11,462,488	11,462,488
Redemption of Shares			(600,000)	(17,151,992)	(17,151,992)
Net Income (Loss)					
Net investment income (loss)		(1)		(162,453)	(162,454)
Net realized gain (loss) on United States Treasury Obligations and Futures		5		1,149,413	1,149,418
Net change in unrealized gain (loss) on United States Treasury Obligations and Futures		(6)		(1,513,403)	(1,513,409)
Net Income (Loss)		(2)		(526,443)	(526,445)
<b>Balance at October 31, 2013</b>	<u>40</u>	<u>\$ 1,127</u>	<u>9,000,000</u>	<u>\$ 253,499,359</u>	<u>\$ 253,500,486</u>

**Net Asset Value per share**

General shares (40 shares)	<u>\$ 28.18</u>
Shares (9,000,000 shares)	<u>\$ 28.17</u>

  
 Martin Kremenstein  
 Chief Executive Officer  
 DB Commodity Services LLC

  
 Michael Gilligan  
 Chief Financial Officer  
 DB Commodity Services LLC