



PowerShares DB Gold Fund
Statements of Operations (unaudited)

	For the Period March 1, 2014 through March 31, 2014	Year to Date
Income		
Interest Income, net	\$ 8,003	\$ 22,548
Expenses		
Management fee	115,131	301,699
Brokerage commissions and fees	15,140	18,590
Total expenses	130,271	320,289
Net investment income (loss)	(122,268)	(297,741)
Net Realized and Net Change in Unrealized Gain (Loss) on United States Treasury Obligations and Futures		
Net Realized Gain (Loss) on		
United States Treasury Obligations	587	755
Futures	10,528,960	10,684,680
Net Realized Gain (Loss)	10,529,547	10,685,435
Net Change in Unrealized Gain (Loss) on		
United States Treasury Obligations	640	2,070
Futures	(15,667,020)	(1,404,700)
Net Change in Unrealized Gain (Loss)	(15,666,380)	(1,402,630)
Net realized and net change in unrealized gain (loss) on United States Treasury Obligations and Futures	(5,136,833)	9,282,805
Net Income (Loss)	<u>\$ (5,259,101)</u>	<u>\$ 8,985,064</u>

To the best of the knowledge and belief of the undersigned, the information contained in this report is accurate and complete.


 Martin Kremenstein
 Chief Executive Officer
 DB Commodity Services LLC



 Michael Gilligan
 Chief Financial Officer
 DB Commodity Services LLC

PowerShares DB Gold Fund
Unaudited Statement of Changes in Shareholders' Equity
Period From March 1, 2014 to March 31, 2014


	<u>General Shares</u>		<u>Shares</u>		
	<u>Shares</u>	<u>Total Equity (Deficit)</u>	<u>Shares</u>	<u>Total Equity (Deficit)</u>	<u>Total Shareholders' Equity (Deficit)</u>
Balance at March 1, 2014	40	\$ 1,775	4,000,000	\$ 177,483,603	\$ 177,485,378
Sale of Shares			200,000	8,741,485	8,741,485
Redemption of Shares			(800,000)	(34,703,553)	(34,703,553)
Net Income (Loss)					
Net investment income (loss)		(1)		(122,267)	(122,268)
Net realized gain (loss) on United States Treasury Obligations and Futures		109		10,529,438	10,529,547
Net change in unrealized gain (loss) on United States Treasury Obligations and Futures		(162)		(15,666,218)	(15,666,380)
Net Income (Loss)		(54)		(5,259,047)	(5,259,101)
Balance at March 31, 2014	<u>40</u>	<u>\$ 1,721</u>	<u>3,400,000</u>	<u>\$ 146,262,488</u>	<u>\$ 146,264,209</u>

Net Asset Value per share

General shares (40 shares)	<u>\$ 43.03</u>
Shares (3,400,000 shares)	<u>\$ 43.02</u>



Martin Kremenstein
Chief Executive Officer
DB Commodity Services LLC



Michael Gilligan
Chief Financial Officer
DB Commodity Services LLC