



**PowerShares DB Oil Fund (DBO)**  
**Unaudited Statement of Changes in Shareholders' Equity**  
**Period From November 1, 2015 to November 30, 2015**

	<u>General Shares</u>		<u>Shares</u>		
	<u>Shares</u>	<u>Total Equity (Deficit)</u>	<u>Shares</u>	<u>Total Equity (Deficit)</u>	<u>Total Shareholders' Equity (Deficit)</u>
<b>Balance at November 1, 2015</b>	40	\$ 466	44,400,000	\$ 517,200,946	\$ 517,201,412
Sale of Shares			1,200,000	13,106,407	13,106,407
Redemption of Shares			(200,000)	(2,240,798)	(2,240,798)
Net Income (Loss)					
Net investment income (loss)		-		(290,484)	(290,484)
Net realized gain (loss) on United States Treasury Obligations and Futures		(1)		(881,119)	(881,120)
Net change in unrealized gain (loss) on United States Treasury Obligations and Futures		(47)		(52,572,720)	(52,572,767)
Net Income (Loss)		(48)		(53,744,323)	(53,744,371)
<b>Balance at November 30, 2015</b>	<u>40</u>	<u>\$ 418</u>	<u>45,400,000</u>	<u>\$ 474,322,232</u>	<u>\$ 474,322,650</u>

**Net Asset Value per share**

General shares (40 shares)	<u>\$ 10.45</u>
Shares (45,400,000 shares)	<u>\$ 10.45</u>

  
 Steven Hill  
 Principal Financial and Accounting Officer, Investment Pools  
 Invesco Powershares Capital Management LLC

  
 Andrew Schlossberg  
 Principal Executive Officer  
 Invesco Powershares Capital Management LLC


**PowerShares DB Oil Fund (DBO)**  
**Statements of Operations (unaudited)**

	For the Period November 1, 2015 through November 30, 2015	Year to Date
<b>Income</b>		
Interest Income	\$ 13,958	\$ 104,273
<b>Expenses</b>		
Management fee	302,026	3,564,889
Brokerage commissions and fees	1,121	167,768
Interest expense	1,295	17,720
Total expenses	304,442	3,750,377
Net investment income (loss)	(290,484)	(3,646,104)
<b>Net Realized and Net Change in Unrealized Gain (Loss) on United States Treasury Obligations and Futures</b>		
<b>Net Realized Gain (Loss) on</b>		
United States Treasury Obligations	(1,250)	618
Futures	(879,870)	(60,727,159)
Net Realized Gain (Loss)	(881,120)	(60,726,541)
<b>Net Change in Unrealized Gain (Loss) on</b>		
United States Treasury Obligations	(6,667)	(24,653)
Futures	(52,566,100)	(95,335,580)
Net Change in Unrealized Gain (Loss)	(52,572,767)	(95,360,233)
Net realized and net change in unrealized gain (loss) on United States Treasury Obligations and Futures	(53,453,887)	(156,086,774)
<b>Net Income (Loss)</b>	<b>\$ (53,744,371)</b>	<b>\$ (159,732,878)</b>

To the best of the knowledge and belief of the undersigned, the information contained in this report is accurate and complete.



Steven Hill  
Principal Financial and Accounting Officer, Investment Pools  
Invesco Powershares Capital Management LLC



Andrew Schlossberg  
Principal Executive Officer  
Invesco Powershares Capital Management LLC