



PowerShares DB G10 Currency Harvest Fund
Statements of Operations (unaudited)

	For the Period February 1, 2014 through February 28, 2014	Year to Date
Income		
Interest Income, net	\$ 6,191	\$ 13,587
Expenses		
Management fee	102,602	225,188
Brokerage commissions and fees	208	5,015
Total expenses	102,810	230,203
Net investment income (loss)	(96,619)	(216,616)
Net Realized and Net Change in Unrealized Gain (Loss) on United States Treasury Obligations and Futures		
Net Realized Gain (Loss) on		
United States Treasury Obligations	27	315
Futures	13,003	57,893
Net Realized Gain (Loss)	13,030	58,208
Net Change in Unrealized Gain (Loss) on		
United States Treasury Obligations	(4,808)	(5,788)
Futures	2,947,862	(517,053)
Net Change in Unrealized Gain (Loss)	2,943,054	(522,841)
Net realized and net change in unrealized gain (loss) on United States Treasury Obligations and Futures	2,956,084	(464,633)
Net Income (Loss)	\$ 2,859,465	\$ (681,249)

To the best of the knowledge and belief of the undersigned, the information contained in this report is accurate and complete.


 Martin Kremenstein
 Chief Executive Officer
 DB Commodity Services LLC



 Michael Gilligan
 Chief Financial Officer
 DB Commodity Services LLC

PowerShares DB G10 Currency Harvest Fund
Unaudited Statement of Changes in Shareholders' Equity
Period From February 1, 2014 to February 28, 2014

	<u>General Shares</u>		<u>Shares</u>		<u>Total</u>
	<u>Shares</u>	<u>Total Equity (Deficit)</u>	<u>Shares</u>	<u>Total Equity (Deficit)</u>	<u>Shareholders' Equity (Deficit)</u>
Balance at February 1, 2014	40	\$ 997	7,200,000	\$ 179,544,804	\$ 179,545,801
Sale of Shares			-	-	-
Redemption of Shares			(200,000)	(5,027,369)	(5,027,369)
Net Income (Loss)				(96,619)	(96,619)
Net investment income (loss)		-			
Net realized gain (loss) on United States Treasury Obligations and Futures		-		13,030	13,030
Net change in unrealized gain (loss) on United States Treasury Obligations and Futures		17		2,943,037	2,943,054
Net Income (Loss)		17		2,859,448	2,859,465
Balance at February 28, 2014	<u>40</u>	<u>\$ 1,014</u>	<u>7,000,000</u>	<u>\$ 177,376,883</u>	<u>\$ 177,377,897</u>

Net Asset Value per share

General shares (40 shares)	<u>\$ 25.35</u>
Shares (7,000,000 shares)	<u>\$ 25.34</u>



 Martin Kremenstein
 Chief Executive Officer
 DB Commodity Services LLC



 Michael Gilligan
 Chief Financial Officer
 DB Commodity Services LLC