



PowerShares DB G10 Currency Harvest Fund (DBV)
Statements of Operations (unaudited)

	For the Period February 1, 2016 through February 29, 2016		Year to Date
Income			
Interest Income	\$	15,841	\$ 24,883
Expenses			
Management fee		51,845	107,023
Brokerage commissions and fees		(43)	635
Interest expense		155	449
Total expenses		51,957	108,107
Net investment income (loss)		(36,116)	(83,224)
Net Realized and Net Change in Unrealized Gain (Loss) on United States Treasury Obligations and Futures			
Net Realized Gain (Loss) on			
United States Treasury Obligations		-	-
Futures		-	-
Net Realized Gain (Loss)		-	-
Net Change in Unrealized Gain (Loss) on			
United States Treasury Obligations		4,590	(2,069)
Futures		(77,533)	(573,042)
Net Change in Unrealized Gain (Loss)		(72,943)	(575,111)
Net realized and net change in unrealized gain (loss) on United States Treasury Obligations and Futures		(72,943)	(575,111)
Net Income (Loss)	\$	(109,059)	\$ (658,335)

To the best of the knowledge and belief of the undersigned, the information contained in this report is accurate and complete.



Steven Hill
Principal Financial and Accounting Officer, Investment Pools
Invesco PowerShares Capital Management LLC



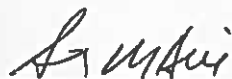
Andrew Schlossberg
Principal Executive Officer
Invesco PowerShares Capital Management LLC


PowerShares DB G10 Currency Harvest Fund (DBV)
Unaudited Statement of Changes in Shareholders' Equity
Period From February 1, 2016 to February 29, 2016

	<u>General Shares</u>		<u>Shares</u>		
	<u>Shares</u>	<u>Total Equity (Deficit)</u>	<u>Shares</u>	<u>Total Equity (Deficit)</u>	<u>Total Shareholders' Equity (Deficit)</u>
Balance at February 1, 2016	40	\$ 926	3,800,000	\$ 87,951,441	\$ 87,952,367
Sale of Shares			-	-	-
Redemption of Shares			-	-	-
Net Income (Loss)					
Net investment income (loss)		-		(36,116)	(36,116)
Net realized gain (loss) on United States Treasury Obligations and Futures		-		-	-
Net change in unrealized gain (loss) on United States Treasury Obligations and Futures		(1)		(72,942)	(72,943)
Net Income (Loss)		<u>(1)</u>		<u>(109,058)</u>	<u>(109,059)</u>
Balance at February 29, 2016	<u>40</u>	<u>\$ 925</u>	<u>3,800,000</u>	<u>\$ 87,842,383</u>	<u>\$ 87,843,308</u>

Net Asset Value per share

General shares (40 shares)	<u>\$ 23.12</u>
Shares (3,800,000 shares)	<u>\$ 23.12</u>


 Steven Hill
 Principal Financial and Accounting Officer, Investment Pools
 Invesco PowerShares Capital Management LLC


 Andrew Schlossberg
 Principal Executive Officer
 Invesco PowerShares Capital Management LLC