
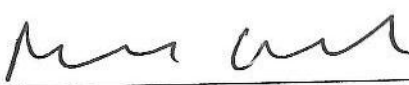


PowerShares DB Oil Fund
Statements of Operations (unaudited)

	For the Period November 1, 2014 through November 30, 2014	Year to Date
Income		
Interest Income, net	\$ 2,957	\$ 101,689
Expenses		
Management fee	156,607	1,899,444
Brokerage commissions and fees	5,353	48,304
Total expenses	161,960	1,947,748
Net investment income (loss)	(159,003)	(1,846,059)
Net Realized and Net Change in Unrealized Gain (Loss) on United States Treasury Obligations and Futures		
Net Realized Gain (Loss) on		
United States Treasury Obligations	296	3,211
Futures	-	36,704,280
Net Realized Gain (Loss)	296	36,707,491
Net Change in Unrealized Gain (Loss) on		
United States Treasury Obligations	(1,409)	(12,191)
Futures	(51,008,280)	(111,184,730)
Net Change in Unrealized Gain (Loss)	(51,009,689)	(111,196,921)
Net realized and net change in unrealized gain (loss) on United States Treasury Obligations and Futures	(51,009,393)	(74,489,430)
Net Income (Loss)	\$ (51,168,396)	\$ (76,335,489)

To the best of the knowledge and belief of the undersigned, the information contained in this report is accurate and complete.


 Martin Kremenstein
 Chief Executive Officer
 DB Commodity Services LLC


 Michael Gilligan
 Chief Financial Officer
 DB Commodity Services LLC

PowerShares DB Oil Fund
Unaudited Statement of Changes in Shareholders' Equity
Period From November 1, 2014 to November 30, 2014

	<u>General Shares</u>		<u>Shares</u>		<u>Total</u>
	<u>Shares</u>	<u>Total Equity (Deficit)</u>	<u>Shares</u>	<u>Total Equity (Deficit)</u>	<u>Shareholders' Equity (Deficit)</u>
Balance at November 1, 2014	40	\$ 963	10,400,000	\$ 250,470,343	\$ 250,471,306
Sale of Shares			1,400,000	31,905,041	31,905,041
Redemption of Shares			-	-	-
Net Income (Loss)				(159,003)	(159,003)
Net investment income (loss)		-			
Net realized gain (loss) on United States					
Treasury Obligations and Futures		-		296	296
Net change in unrealized gain (loss)					
on United States Treasury					
Obligations and Futures		(179)		(51,009,510)	(51,009,689)
Net Income (Loss)		(179)		(51,168,217)	(51,168,396)
Balance at November 30, 2014	<u>40</u>	<u>\$ 784</u>	<u>11,800,000</u>	<u>\$ 231,207,167</u>	<u>\$ 231,207,951</u>


Net Asset Value per share

General shares (40 shares)

\$ 19.60

Shares (11,800,000 shares)

\$ 19.59



 Martin Kremenstein
 Chief Executive Officer
 DB Commodity Services LLC



 Michael Gilligan
 Chief Financial Officer
 DB Commodity Services LLC