



PowerShares DB Energy Fund
Statements of Operations (unaudited)

	For the Period September 1, 2014 through September 30, 2014	Year to Date
Income		
Interest Income, net	\$ 6,231	\$ 85,503
Expenses		
Management fee	182,064	1,715,064
Brokerage commissions and fees	6,283	46,603
Total expenses	188,347	1,761,667
Net investment income (loss)	(182,116)	(1,676,164)
Net Realized and Net Change in Unrealized Gain (Loss) on United States Treasury Obligations and Futures		
Net Realized Gain (Loss) on		
United States Treasury Obligations	371	1,664
Futures	(2,280,654)	8,040,588
Net Realized Gain (Loss)	(2,280,283)	8,042,252
Net Change in Unrealized Gain (Loss) on		
United States Treasury Obligations	(1,273)	(4,570)
Futures	(16,981,585)	(33,482,624)
Net Change in Unrealized Gain (Loss)	(16,982,858)	(33,487,194)
Net realized and net change in unrealized gain (loss) on United States Treasury Obligations and Futures	(19,263,141)	(25,444,942)
Net Income (Loss)	\$ (19,445,257)	\$ (27,121,106)

To the best of the knowledge and belief of the undersigned, the information contained in this report is accurate and complete.


 Martin Kremenstein
 Chief Executive Officer
 DB Commodity Services LLC



 Michael Gilligan
 Chief Financial Officer
 DB Commodity Services LLC

PowerShares DB Energy Fund
Unaudited Statement of Changes in Shareholders' Equity
Period From September 1, 2014 to September 30, 2014

	<u>General Shares</u>		<u>Shares</u>		<u>Total</u>
	<u>Shares</u>	<u>Total Equity (Deficit)</u>	<u>Shares</u>	<u>Total Equity (Deficit)</u>	<u>Shareholders' Equity (Deficit)</u>
Balance at September 1, 2014	40	\$ 1,147	10,800,000	\$ 309,808,902	\$ 309,810,049
Sale of Shares			-	-	-
Redemption of Shares			(400,000)	(11,011,792)	(11,011,792)
Net Income (Loss)					
Net investment income (loss)		(1)		(182,115)	(182,116)
Net realized gain (loss) on United States Treasury Obligations and Futures		(9)		(2,280,274)	(2,280,283)
Net change in unrealized gain (loss) on United States Treasury Obligations and Futures		(63)		(16,982,795)	(16,982,858)
Net Income (Loss)		(73)		(19,445,184)	(19,445,257)
Balance at September 30, 2014	<u>40</u>	<u>\$ 1,074</u>	<u>10,400,000</u>	<u>\$ 279,351,926</u>	<u>\$ 279,353,000</u>

Net Asset Value per share

General shares (40 shares)	<u>\$ 26.86</u>
Shares (10,400,000 shares)	<u>\$ 26.86</u>


 Martin Kremenstein
 Chief Executive Officer
 DB Commodity Services LLC


 Michael Gilligan
 Chief Financial Officer
 DB Commodity Services LLC