


PowerShares DB Gold Fund (DGL)
Statements of Operations (unaudited)

	For the Period February 1, 2016 through February 29, 2016	Year to Date
Income		
Interest Income	\$ 25,286	\$ 38,831
Expenses		
Management fee	84,386	171,509
Brokerage commissions and fees	194	1,456
Interest expense	128	289
Total expenses	84,708	173,254
Net investment income (loss)	(59,422)	(134,423)
Net Realized and Net Change in Unrealized Gain (Loss) on United States Treasury Obligations and Futures		
Net Realized Gain (Loss) on		
United States Treasury Obligations	-	-
Futures	33,530	(163,980)
Net Realized Gain (Loss)	33,530	(163,980)
Net Change in Unrealized Gain (Loss) on		
United States Treasury Obligations	4,648	(5,110)
Futures	13,966,431	21,184,541
Net Change in Unrealized Gain (Loss)	13,971,079	21,179,431
Net realized and net change in unrealized gain (loss) on United States Treasury Obligations and Futures	14,004,609	21,015,451
Net Income (Loss)	\$ 13,945,187	\$ 20,881,028

To the best of the knowledge and belief of the undersigned, the information contained in this report is accurate and complete.


 Steven Hill
 Principal Financial and Accounting Officer, Investment Pools
 Invesco PowerShares Capital Management LLC

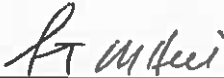

 Andrew Schlossberg
 Principal Executive Officer
 Invesco PowerShares Capital Management LLC

PowerShares DB Gold Fund (DGL)
Unaudited Statement of Changes in Shareholders' Equity
Period From February 1, 2016 to February 29, 2016


	<u>General Shares</u>		<u>Shares</u>		
	<u>Shares</u>	<u>Total Equity (Deficit)</u>	<u>Shares</u>	<u>Total Equity (Deficit)</u>	<u>Total Shareholders' Equity (Deficit)</u>
Balance at February 1, 2016	40	\$ 1,458	3,800,000	\$ 138,554,900	\$ 138,556,358
Sale of Shares			-	-	-
Redemption of Shares			(200,000)	(7,368,070)	(7,368,070)
Net Income (Loss)					
Net investment income (loss)		(1)		(59,421)	(59,422)
Net realized gain (loss) on United States Treasury Obligations and Futures		-		33,530	33,530
Net change in unrealized gain (loss) on United States Treasury Obligations and Futures		156		13,970,923	13,971,079
Net Income (Loss)		155		13,945,032	13,945,187
Balance at February 29, 2016	40	\$ 1,613	3,600,000	\$ 145,131,862	\$ 145,133,475

Net Asset Value per share
General shares (40 shares)
Shares (3,600,000 shares)

\$	40.31
\$	40.31



Steven Hill
Principal Financial and Accounting Officer, Investment Pools
Invesco PowerShares Capital Management LLC



Andrew Schlossberg
Principal Executive Officer
Invesco PowerShares Capital Management LLC