



**PowerShares DB Energy Fund**  
**Statements of Operations (unaudited)**

	For the Period November 1, 2014 through November 30, 2014	Year to Date
<b>Income</b>		
Interest Income, net	\$ 3,103	\$ 93,298
<b>Expenses</b>		
Management fee	143,131	2,018,932
Brokerage commissions and fees	4,725	56,757
Total expenses	147,856	2,075,689
Net investment income (loss)	(144,753)	(1,982,391)
<b>Net Realized and Net Change in Unrealized Gain (Loss) on United States Treasury Obligations and Futures</b>		
<b>Net Realized Gain (Loss) on</b>		
United States Treasury Obligations	499	3,095
Futures	(24,733,283)	(23,776,356)
Net Realized Gain (Loss)	(24,732,784)	(23,773,261)
<b>Net Change in Unrealized Gain (Loss) on</b>		
United States Treasury Obligations	1,123	(3,854)
Futures	(11,312,392)	(63,074,254)
Net Change in Unrealized Gain (Loss)	(11,311,269)	(63,078,108)
Net realized and net change in unrealized gain (loss) on United States Treasury Obligations and Futures	(36,044,053)	(86,851,369)
<b>Net Income (Loss)</b>	\$ (36,188,806)	\$ (88,833,760)

To the best of the knowledge and belief of the undersigned, the information contained in this report is accurate and complete.

  
 Martin Kremenstein  
 Chief Executive Officer  
 DB Commodity Services LLC


  
 Michael Gilligan  
 Chief Financial Officer  
 DB Commodity Services LLC


**PowerShares DB Energy Fund**  
**Unaudited Statement of Changes in Shareholders' Equity**  
**Period From November 1, 2014 to November 30, 2014**

	<u>General Shares</u>		<u>Shares</u>		<u>Total</u>
	<u>Shares</u>	<u>Total Equity (Deficit)</u>	<u>Shares</u>	<u>Total Equity (Deficit)</u>	<u>Shareholders' Equity (Deficit)</u>
<b>Balance at November 1, 2014</b>	40	\$ 975	10,000,000	\$ 243,694,257	\$ 243,695,232
Sale of Shares			200,000	4,739,783	4,739,783
Redemption of Shares			(600,000)	(13,982,606)	(13,982,606)
Net Income (Loss)					
Net investment income (loss)		-		(144,753)	(144,753)
Net realized gain (loss) on United States Treasury Obligations and Futures		(102)		(24,732,682)	(24,732,784)
Net change in unrealized gain (loss) on United States Treasury Obligations and Futures		(47)		(11,311,222)	(11,311,269)
Net Income (Loss)		(149)		(36,188,657)	(36,188,806)
<b>Balance at November 30, 2014</b>	<u>40</u>	<u>\$ 826</u>	<u>9,600,000</u>	<u>\$ 198,262,777</u>	<u>\$ 198,263,603</u>

**Net Asset Value per share**

General shares (40 shares)	<u>\$ 20.65</u>
Shares (9,600,000 shares)	<u>\$ 20.65</u>

  
 Martin Kremenstein  
 Chief Executive Officer  
 DB Commodity Services LLC

  
 Michael Gilligan  
 Chief Financial Officer  
 DB Commodity Services LLC