


PowerShares DB G10 Currency Harvest Fund (DBV)
Unaudited Statement of Changes in Shareholders' Equity
Period From August 1, 2015 to August 31, 2015

| | <u>General Shares</u> | | <u>Shares</u> | | |
|--|-----------------------|---------------------------------------|---------------|-----------------------------------|---|
| | <u>Shares</u> | <u>Total Equity (Deficit)</u> | <u>Shares</u> | <u>Total Equity (Deficit)</u> | <u>Total Shareholders' Equity (Deficit)</u> |
| Balance at August 1, 2015 | 40 | \$ 930 | 3,800,000 | \$ 88,381,832 | \$ 88,382,762 |
| Sale of Shares | | | - | - | - |
| Redemption of Shares | | | - | - | - |
| Net Income (Loss) | | | | | |
| Net investment income (loss) | | (1) | | (53,730) | (53,731) |
| Net realized gain (loss) on United States Treasury Obligations and Futures | | - | | - | - |
| Net change in unrealized gain (loss) on United States Treasury Obligations and Futures | | (35) | | (3,371,689) | (3,371,724) |
| Net Income (Loss) | | (36) | | (3,425,419) | (3,425,455) |
| Balance at August 31, 2015 | 40 | \$ 894 | 3,800,000 | \$ 84,956,413 | \$ 84,957,307 |

Net Asset Value per share

| | |
|----------------------------|-----------------|
| General shares (40 shares) | <u>\$ 22.36</u> |
| Shares (3,800,000 shares) | <u>\$ 22.36</u> |

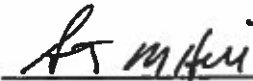

 Steven Hill
 Principal Financial and Accounting Officer, Investment Pools
 Invesco Powershares Capital Management LLC


 Andrew Schlossberg
 Principal Executive Officer
 Invesco Powershares Capital Management LLC


PowerShares DB G10 Currency Harvest Fund (DBV)
Statements of Operations (unaudited)

| | For the Period August 1, 2015 through August 31, 2015 | Year to Date |
|--|--|------------------------|
| Income | | |
| Interest Income, net | \$ 2,037 | \$ 12,875 |
| Expenses | | |
| Management fee | 55,752 | 516,211 |
| Brokerage commissions and fees | 16 | 29,160 |
| Total expenses | 55,768 | 545,371 |
| Net investment income (loss) | (53,731) | (532,496) |
| Net Realized and Net Change in Unrealized Gain (Loss) on United States Treasury Obligations and Futures | | |
| Net Realized Gain (Loss) on | | |
| United States Treasury Obligations | - | 1,200 |
| Futures | - | (7,185,504) |
| Net Realized Gain (Loss) | - | (7,184,304) |
| Net Change in Unrealized Gain (Loss) on | | |
| United States Treasury Obligations | 6,273 | 3,855 |
| Futures | (3,377,997) | (5,489,056) |
| Net Change in Unrealized Gain (Loss) | (3,371,724) | (5,485,201) |
| Net realized and net change in unrealized gain (loss) on United States Treasury Obligations and Futures | (3,371,724) | (12,669,505) |
| Net Income (Loss) | \$ (3,425,455) | \$ (13,202,001) |

To the best of the knowledge and belief of the undersigned, the information contained in this report is accurate and complete.



Steven Hill
Principal Financial and Accounting Officer, Investment Pools
Invesco Powershares Capital Management LLC



Andrew Schlossberg
Principal Executive Officer
Invesco Powershares Capital Management LLC