



PowerShares DB Oil Fund
Statements of Operations (unaudited)

	For the Period October 1, 2012 through October 31, 2012	Year to Date
Income		
Interest Income, net	\$ 57,446	\$ 367,122
Expenses		
Management fee	447,994	3,946,295
Brokerage commissions and fees	9,093	100,469
Total expenses	457,087	4,046,764
Net investment income (loss)	(399,641)	(3,679,642)
Net Realized and Net Change in Unrealized Gain (Loss) on United States Treasury Obligations and Futures		
Net Realized Gain (Loss) on		
United States Treasury Obligations	-	4,877
Futures	(2,168,430)	(109,726,230)
Net Realized Gain (Loss)	(2,168,430)	(109,721,353)
Net Change in Unrealized Gain (Loss) on		
United States Treasury Obligations	(20,469)	9,134
Futures	(35,647,850)	12,240,350
Net Change in Unrealized Gain (Loss)	(35,668,319)	12,249,484
Net realized and net change in unrealized gain (loss) on United States Treasury Obligations and Futures	(37,836,749)	(97,471,869)
Net Income (Loss)	<u>\$ (38,236,390)</u>	<u>\$ (101,151,511)</u>

To the best of the knowledge and belief of the undersigned, the information contained in this report is accurate and complete.


 Martin Kremenstein
 Chief Executive Officer
 DB Commodity Services LLC



 Michael Gilligan
 Chief Financial Officer
 DB Commodity Services LLC

PowerShares DB Oil Fund
Unaudited Statement of Changes in Shareholders' Equity
Period From October 1, 2012 to October 31, 2012

	General Shares				Shares				Total Shareholders' Equity (Deficit)
	Shares	Paid in Capital	Accumulated Earnings (Deficit)	Total Equity (Deficit)	Shares	Paid in Capital	Accumulated Earnings (Deficit)	Total Equity (Deficit)	
Balance at October 1, 2012	40	\$ 1,000	\$ 45	\$ 1,045	26,000,000	\$ 614,358,054	\$ 64,988,138	\$ 679,346,192	\$ 679,347,237
Sale of Shares					3,000,000	76,655,737		76,655,737	76,655,737
Net Income (Loss)									
Net investment income (loss)			(1)	(1)			(399,640)	(399,640)	(399,641)
Net realized gain (loss) on United States Treasury Obligations and Futures			(3)	(3)			(2,168,427)	(2,168,427)	(2,168,430)
Net change in unrealized gain (loss) on United States Treasury Obligations and Futures			(51)	(51)			(35,668,268)	(35,668,268)	(35,668,319)
Net Income (Loss)			(55)	(55)			(38,236,335)	(38,236,335)	(38,236,390)
Balance at October 31, 2012	<u>40</u>	<u>\$ 1,000</u>	<u>\$ (10)</u>	<u>\$ 990</u>	<u>29,000,000</u>	<u>\$ 691,013,791</u>	<u>\$ 26,751,803</u>	<u>\$ 717,765,594</u>	<u>\$ 717,766,584</u>

Net Asset Value per share

General shares (40 shares)	<u>\$ 24.75</u>
Shares (29,000,000 shares)	<u>\$ 24.75</u>



Martin Kremenstein
Chief Executive Officer
DB Commodity Services LLC



Michael Gilligan
Chief Financial Officer
DB Commodity Services LLC