


PowerShares DB Base Metals Fund
Statements of Operations (unaudited)

	For the Period April 1, 2013 through April 30, 2013	Year to Date
Income		
Interest Income, net	\$ 16,877	\$ 68,103
Expenses		
Management fee	205,917	823,549
Brokerage commissions and fees	2,237	13,942
Total expenses	208,154	837,491
Net investment income (loss)	(191,277)	(769,388)
Net Realized and Net Change in Unrealized Gain (Loss) on United States Treasury Obligations and Futures		
Net Realized Gain (Loss) on		
United States Treasury Obligations	1,325	2,065
Futures	(1,164,668)	(3,491,924)
Net Realized Gain (Loss)	(1,163,343)	(3,489,859)
Net Change in Unrealized Gain (Loss) on		
United States Treasury Obligations	618	(5,300)
Futures	(10,995,688)	(36,562,569)
Net Change in Unrealized Gain (Loss)	(10,995,070)	(36,567,869)
Net realized and net change in unrealized gain (loss) on United States Treasury Obligations and Futures	(12,158,413)	(40,057,728)
Net Income (Loss)	\$ (12,349,690)	\$ (40,827,116)

To the best of the knowledge and belief of the undersigned, the information contained in this report is accurate and complete.


 Martin Kremenstein
 Chief Executive Officer
 DB Commodity Services LLC



 Michael Gilligan
 Chief Financial Officer
 DB Commodity Services LLC

PowerShares DB Base Metals Fund
Unaudited Statement of Changes in Shareholders' Equity
Period From April 1, 2013 to April 30, 2013


	<u>General Shares</u>		<u>Shares</u>		
	<u>Shares</u>	<u>Total Equity (Deficit)</u>	<u>Shares</u>	<u>Total Equity (Deficit)</u>	<u>Total Shareholders' Equity (Deficit)</u>
Balance at April 1, 2013	40	\$ 702	19,200,000	\$ 336,834,073	\$ 336,834,775
Sale of Shares			400,000	6,911,802	6,911,802
Redemption of Shares			(800,000)	(13,744,710)	(13,744,710)
Net Income (Loss)					
Net investment income (loss)		-		(191,277)	(191,277)
Net realized gain (loss) on United States Treasury Obligations and Futures		(2)		(1,163,341)	(1,163,343)
Net change in unrealized gain (loss) on United States Treasury Obligations and Futures		(23)		(10,995,047)	(10,995,070)
Net Income (Loss)		(25)		(12,349,665)	(12,349,690)
Balance at April 30, 2013	<u>40</u>	<u>\$ 677</u>	<u>18,800,000</u>	<u>\$ 317,651,500</u>	<u>\$ 317,652,177</u>

Net Asset Value per share

General shares (40 shares)	<u>\$ 16.93</u>
Shares (18,800,000 shares)	<u>\$ 16.90</u>



 Martin Kremenstein
 Chief Executive Officer
 DB Commodity Services LLC



 Michael Gilligan
 Chief Financial Officer
 DB Commodity Services LLC