

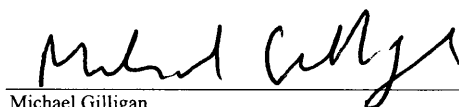
PowerShares DB G10 Currency Harvest Fund and Subsidiary
Statements of Operations (unaudited)

	For the Period April 1, 2010 through April 30, 2010	Year to Date
Income		
Interest Income, net	\$ 34,012	\$ 90,608
Expenses		
Management fee	251,951	1,018,226
Brokerage commissions and fees	20,156	66,457
Total expenses	272,107	1,084,683
Net investment income (loss)	(238,095)	(994,075)
Net Realized and Net Change in Unrealized Gain (Loss) on United States Treasury Obligations and Futures		
Net Realized Gain (Loss) on		
United States Treasury Obligations	-	72
Futures	-	2,125,598
Net Realized Gain (Loss)	-	2,125,670
Net Change in Unrealized Gain (Loss) on		
United States Treasury Obligations	4,808	(12,246)
Futures	10,296,642	9,475,152
Net Change in Unrealized Gain (Loss)	10,301,450	9,462,906
Net realized and net change in unrealized gain (loss) on United States Treasury Obligations and Futures	10,301,450	11,588,576
Net Income (Loss)	\$ 10,063,355	\$ 10,594,501
Less: net (income) loss attributed to the non-controlling interest in consolidated subsidiary - related party	(23)	(26)
Net income (loss) attributed to PowerShares DB G10 Currency Harvest Fund and Subsidiary	\$ 10,063,332	\$ 10,594,475

To the best of the knowledge and belief of the undersigned, the information contained in this report is accurate and complete.



Hans Ephraimson
Chief Executive Officer
DB Commodity Services LLC




Michael Gilligan
Principal Financial Officer
DB Commodity Services LLC


PowerShares DB G10 Currency Harvest Fund and Subsidiary
Unaudited Consolidated Statement of Changes in Shareholders' Equity
Period From April 1, 2010 to April 30, 2010

	General Shares				Shares				Total Shareholders' Equity (Deficit)	Non-controlling Interest	Total Equity
	Shares	Paid in Capital	Accumulated Earnings (Deficit)	Total Equity (Deficit)	Shares	Paid in Capital	Accumulated Earnings (Deficit)	Total Equity (Deficit)			
Balance at April 1, 2010	40	\$ 1,000	\$ (56)	\$ 944	17,000,000	\$ 489,768,868	\$ (88,727,240)	\$ 401,041,628	\$ 401,042,572	\$ 944	\$ 401,043,516
Sale of Shares					800,000	19,183,320		19,183,320	19,183,320		19,183,320
Net Income (Loss)											
Net investment income (loss)			(1)	(1)			(238,093)	(238,093)	(238,094)	(1)	(238,095)
Net change in unrealized gain (loss) on United States Treasury Obligations and Futures			24	24			10,301,402	10,301,402	10,301,426	24	10,301,450
Net Income (Loss)			23	23			10,063,309	10,063,309	10,063,332	23	10,063,355
Balance at April 30, 2010	40	\$ 1,000	\$ (33)	\$ 967	17,800,000	\$ 508,952,188	\$ (78,663,931)	\$ 430,288,257	\$ 430,289,224	\$ 967	\$ 430,290,191

Net Asset Value per share

General shares (40 shares)	<u>\$ 24.18</u>
Shares (17,800,000 shares)	<u>\$ 24.17</u>


Hans Ephraimson
Chief Executive Officer
DB Commodity Services LLC


Michael Gilligan
Principal Financial Officer
DB Commodity Services LLC