



PowerShares DB Base Metals Fund
Statements of Operations (unaudited)

	For the Period April 1, 2014 through April 30, 2014	Year to Date
Income		
Interest Income, net	\$ 9,976	\$ 39,791
Expenses		
Management fee	194,816	695,325
Brokerage commissions and fees	793	15,813
Total expenses	195,609	711,138
Net investment income (loss)	(185,633)	(671,347)
Net Realized and Net Change in Unrealized Gain (Loss) on United States Treasury Obligations and Futures		
Net Realized Gain (Loss) on		
United States Treasury Obligations	-	210
Futures	-	(12,668,256)
Net Realized Gain (Loss)	-	(12,668,046)
Net Change in Unrealized Gain (Loss) on		
United States Treasury Obligations	1,804	3,404
Futures	2,439,850	(372,900)
Net Change in Unrealized Gain (Loss)	2,441,654	(369,496)
Net realized and net change in unrealized gain (loss) on United States Treasury Obligations and Futures	2,441,654	(13,037,542)
Net Income (Loss)	\$ 2,256,021	\$ (13,708,889)

To the best of the knowledge and belief of the undersigned, the information contained in this report is accurate and complete.


 Martin Kremenstein
 Chief Executive Officer
 DB Commodity Services LLC



 Michael Gilligan
 Chief Financial Officer
 DB Commodity Services LLC

PowerShares DB Base Metals Fund
Unaudited Statement of Changes in Shareholders' Equity
Period From April 1, 2014 to April 30, 2014

	<u>General Shares</u>		<u>Shares</u>		
	<u>Shares</u>	<u>Total Equity (Deficit)</u>	<u>Shares</u>	<u>Total Equity (Deficit)</u>	<u>Total Shareholders' Equity (Deficit)</u>
Balance at April 1, 2014	40	\$ 634	19,200,000	\$ 304,306,943	\$ 304,307,577
Sale of Shares			400,000	6,373,958	6,373,958
Redemption of Shares			-	-	-
Net Income (Loss)					
Net investment income (loss)		-		(185,633)	(185,633)
Net realized gain (loss) on United States Treasury Obligations and Futures		-		-	-
Net change in unrealized gain (loss) on United States Treasury Obligations and Futures		5		2,441,649	2,441,654
Net Income (Loss)		5		2,256,016	2,256,021
Balance at April 30, 2014	<u>40</u>	<u>\$ 639</u>	<u>19,600,000</u>	<u>\$ 312,936,917</u>	<u>\$ 312,937,556</u>

Net Asset Value per share

General shares (40 shares)	<u>\$ 15.98</u>
Shares (19,600,000 shares)	<u>\$ 15.97</u>


 Martin Kremenstein
 Chief Executive Officer
 DB Commodity Services LLC


 Michael Gilligan
 Chief Financial Officer
 DB Commodity Services LLC