



PowerShares DB Agriculture Fund
Statements of Operations (unaudited)

	For the Period December 1, 2012 through December 31, 2012	Year to Date
Income		
Interest Income, net	\$ 118,870	\$ 1,201,070
Expenses		
Management fee	1,244,344	16,202,363
Brokerage commissions and fees	7,530	1,457,657
Total expenses	1,251,874	17,660,020
Net investment income (loss)	(1,133,004)	(16,458,950)
Net Realized and Net Change in Unrealized Gain (Loss) on United States Treasury Obligations and Futures		
Net Realized Gain (Loss) on		
United States Treasury Obligations	1,547	11,358
Futures	(1,017,845)	(157,308,710)
Net Realized Gain (Loss)	(1,016,298)	(157,297,352)
Net Change in Unrealized Gain (Loss) on		
United States Treasury Obligations	184	86,318
Futures	(51,101,133)	112,222,659
Net Change in Unrealized Gain (Loss)	(51,100,949)	112,308,977
Net realized and net change in unrealized gain (loss) on United States Treasury Obligations and Futures	(52,117,247)	(44,988,375)
Net Income (Loss)	<u>\$ (53,250,251)</u>	<u>\$ (61,447,325)</u>

To the best of the knowledge and belief of the undersigned, the information contained in this report is accurate and complete.


 Martin Kremenstein
 Chief Executive Officer
 DB Commodity Services LLC



 Michael Gilligan
 Chief Financial Officer
 DB Commodity Services LLC

PowerShares DB Agriculture Fund
Unaudited Statement of Changes in Shareholders' Equity
Period From December 1, 2012 to December 31, 2012


	<u>General Shares</u>		<u>Shares</u>		
	<u>Shares</u>	<u>Total Equity (Deficit)</u>	<u>Shares</u>	<u>Total Equity (Deficit)</u>	<u>Total Shareholders' Equity (Deficit)</u>
Balance at December 1, 2012	40	\$ 1,154	60,800,000	\$ 1,753,975,109	\$ 1,753,976,263
Redemption of Shares			(1,400,000)	(39,442,371)	(39,442,371)
Net Income (Loss)					
Net investment income (loss)		(1)		(1,133,003)	(1,133,004)
Net realized gain (loss) on United States Treasury Obligations and Futures		(1)		(1,016,297)	(1,016,298)
Net change in unrealized gain (loss) on United States Treasury Obligations and Futures		(33)		(51,100,916)	(51,100,949)
Net Income (Loss)		(35)		(53,250,216)	(53,250,251)
Balance at December 31, 2012	<u>40</u>	<u>\$ 1,119</u>	<u>59,400,000</u>	<u>\$ 1,661,282,522</u>	<u>\$ 1,661,283,641</u>

Net Asset Value per share

General shares (40 shares)	<u>\$ 27.98</u>
Shares (59,400,000 shares)	<u>\$ 27.97</u>



 Martin Kremenstein
 Chief Executive Officer
 DB Commodity Services LLC



 Michael Gilligan
 Chief Financial Officer
 DB Commodity Services LLC