



PowerShares DB Oil Fund
Unaudited Statement of Changes in Shareholders' Equity
Period From February 1, 2015 to February 28, 2015

	<u>General Shares</u>		<u>Shares</u>		
	<u>Shares</u>	<u>Total Equity (Deficit)</u>	<u>Shares</u>	<u>Total Equity (Deficit)</u>	<u>Total Shareholders' Equity (Deficit)</u>
Balance at February 1, 2015	40	\$ 551	28,400,000	\$ 391,101,103	\$ 391,101,654
Sale of Shares			5,200,000	75,790.629	75,790.629
Redemption of Shares					
Net Income (Loss)					
Net investment income (loss)		-		(330.029)	(330.029)
Net realized gain (loss) on United States Treasury Obligations and Futures		34		25,455.908	25,455.942
Net change in unrealized gain (loss) on United States Treasury Obligations and Futures		3		1,874,096	1,874,099
Net Income (Loss)		37		26,999,975	27,000,012
Balance at February 28, 2015	<u>40</u>	<u>\$ 588</u>	<u>33,600,000</u>	<u>\$ 493,891,707</u>	<u>\$ 493,892,295</u>

Net Asset Value per share

General shares (40 shares)	<u>\$ 14.70</u>
Shares (33,600,000 shares)	<u>\$ 14.70</u>


 Steven Hill
 Principal Financial and Accounting Officer, Investment Pools
 Invesco Powershares Capital Management LLC



 Andrew Schlossberg
 Principal Executive Officer
 Invesco Powershares Capital Management LLC

PowerShares DB Oil Fund
Statements of Operations (unaudited)

	For the Period February 1, 2015 through February 28, 2015	Year to Date
Income		
Interest Income, net	\$ 7,238	\$ 13,439
Expenses		
Management fee	259,928	440,244
Brokerage commissions and fees	77,339	130,956
Total expenses	337,267	571,200
Net investment income (loss)	(330,029)	(557,761)
Net Realized and Net Change in Unrealized Gain (Loss) on United States Treasury Obligations and Futures		
Net Realized Gain (Loss) on		
United States Treasury Obligations	142	1,012
Futures	25,455,800	(59,203,480)
Net Realized Gain (Loss)	25,455,942	(59,202,468)
Net Change in Unrealized Gain (Loss) on		
United States Treasury Obligations	(10,531)	(5,880)
Futures	1,884,630	61,163,090
Net Change in Unrealized Gain (Loss)	1,874,099	61,157,210
Net realized and net change in unrealized gain (loss) on United States Treasury Obligations and Futures	27,330,041	1,954,742
Net Income (Loss)	\$ 27,000,012	\$ 1,396,981

To the best of the knowledge and belief of the undersigned, the information contained in this report is accurate and complete.


 Steven Hill
 Principal Financial and Accounting Officer, Investment Pools
 Invesco Powershares Capital Management LLC


 Andrew Schlossberg
 Principal Executive Officer
 Invesco Powershares Capital Management LLC