



**PowerShares DB G10 Currency Harvest Fund**  
**Statements of Operations (unaudited)**

	For the Period April 1, 2013 through April 30, 2013	Year to Date
<b>Income</b>		
Interest Income, net	\$ 17,451	\$ 81,647
<b>Expenses</b>		
Management fee	221,842	858,228
Brokerage commissions and fees	3,748	46,659
Total expenses	225,590	904,887
<b>Net investment income (loss)</b>	(208,139)	(823,240)
<b>Net Realized and Net Change in Unrealized Gain (Loss) on United States Treasury Obligations and Futures</b>		
<b>Net Realized Gain (Loss) on</b>		
United States Treasury Obligations	1,711	2,423
Futures	96,325	12,891,661
<b>Net Realized Gain (Loss)</b>	98,036	12,894,084
<b>Net Change in Unrealized Gain (Loss) on</b>		
United States Treasury Obligations	(1,450)	(10,236)
Futures	2,961,348	4,418,218
<b>Net Change in Unrealized Gain (Loss)</b>	2,959,898	4,407,982
<b>Net realized and net change in unrealized gain (loss) on United States Treasury Obligations and Futures</b>	3,057,934	17,302,066
<b>Net Income (Loss)</b>	\$ 2,849,795	\$ 16,478,826

To the best of the knowledge and belief of the undersigned, the information contained in this report is accurate and complete.

  
 Martin Kremenstein  
 Chief Executive Officer  
 DB Commodity Services LLC


  
 Michael Gilligan  
 Chief Financial Officer  
 DB Commodity Services LLC

**PowerShares DB G10 Currency Harvest Fund**  
**Unaudited Statement of Changes in Shareholders' Equity**  
**Period From April 1, 2013 to April 30, 2013**

	<u>General Shares</u>		<u>Shares</u>		
	<u>Shares</u>	<u>Total Equity (Deficit)</u>	<u>Shares</u>	<u>Total Equity (Deficit)</u>	<u>Total Shareholders' Equity (Deficit)</u>
<b>Balance at April 1, 2013</b>	40	\$ 1,088	12,800,000	\$ 348,077,234	\$ 348,078,322
Sale of Shares			1,000,000	27,404,254	27,404,254
Redemption of Shares			(600,000)	(16,338,648)	(16,338,648)
Net Income (Loss)					
Net investment income (loss)		(1)		(208,138)	(208,139)
Net realized gain (loss) on United States Treasury Obligations and Futures		-		98,036	98,036
Net change in unrealized gain (loss) on United States Treasury Obligations and Futures		9		2,959,889	2,959,898
Net Income (Loss)		8		2,849,787	2,849,795
<b>Balance at April 30, 2013</b>	<u>40</u>	<u>\$ 1,096</u>	<u>13,200,000</u>	<u>\$ 361,992,627</u>	<u>\$ 361,993,723</u>

**Net Asset Value per share**

General shares (40 shares)	<u>\$ 27.40</u>
Shares (13,200,000 shares)	<u>\$ 27.42</u>

  
 \_\_\_\_\_  
 Martin Kremenstein  
 Chief Executive Officer  
 DB Commodity Services LLC

  
 \_\_\_\_\_  
 Michael Gilligan  
 Chief Financial Officer  
 DB Commodity Services LLC