



PowerShares DB Oil Fund (DBO)
Statements of Operations (unaudited)

	For the Period April 1, 2015 through April 30, 2015	Year to Date
Income		
Interest Income, net	\$ 7,977	\$ 28,700
Expenses		
Management fee	404,411	1,177,804
Brokerage commissions and fees	4,203	153,723
Total expenses	408,614	1,331,527
Net investment income (loss)	(400,637)	(1,302,827)
Net Realized and Net Change in Unrealized Gain (Loss) on United States Treasury Obligations and Futures		
Net Realized Gain (Loss) on		
United States Treasury Obligations	-	1,012
Futures	445,810	(58,763,530)
Net Realized Gain (Loss)	445,810	(58,762,518)
Net Change in Unrealized Gain (Loss) on		
United States Treasury Obligations	20,109	11,614
Futures	78,144,920	99,629,610
Net Change in Unrealized Gain (Loss)	78,165,029	99,641,224
Net realized and net change in unrealized gain (loss) on United States Treasury Obligations and Futures	78,610,839	40,878,706
Net Income (Loss)	\$ 78,210,202	\$ 39,575,879

To the best of the knowledge and belief of the undersigned, the information contained in this report is accurate and complete.


 Steven Hill
 Principal Financial and Accounting Officer, Investment Pools
 Invesco Powershares Capital Management LLC



 Andrew Schlossberg
 Principal Executive Officer
 Invesco Powershares Capital Management LLC

PowerShares DB Oil Fund (DBO)
Unaudited Statement of Changes in Shareholders' Equity
Period From April 1, 2015 to April 30, 2015

	<u>General Shares</u>		<u>Shares</u>		
	<u>Shares</u>	<u>Total Equity (Deficit)</u>	<u>Shares</u>	<u>Total Equity (Deficit)</u>	<u>Total Shareholders' Equity (Deficit)</u>
Balance at April 1, 2015	40	\$ 540	44,800,000	\$ 604,696,415	\$ 604,696,955
Sale of Shares			2,200,000	32,567,483	32,567,483
Redemption of Shares			(600,000)	(8,954,077)	(8,954,077)
Net Income (Loss)					
Net investment income (loss)		-		(400,637)	(400,637)
Net realized gain (loss) on United States Treasury Obligations and Futures		-		445,810	445,810
Net change in unrealized gain (loss) on United States Treasury Obligations and Futures		69		78,164,960	78,165,029
Net Income (Loss)		69		78,210,133	78,210,202
Balance at April 30, 2015	<u>40</u>	<u>\$ 609</u>	<u>46,400,000</u>	<u>\$ 706,519,954</u>	<u>\$ 706,520,563</u>

Net Asset Value per share
General shares (40 shares)
Shares (46,400,000 shares)

\$ 15.23
\$ 15.23


Steven Hill
Principal Financial and Accounting Officer, Investment Pools
Invesco Powershares Capital Management LLC


Andrew Schlossberg
Principal Executive Officer
Invesco Powershares Capital Management LLC