



PowerShares DB Base Metals Fund
Statements of Operations (unaudited)

	For the Period December 1, 2012 through December 31, 2012	Year to Date
Income		
Interest Income, net	\$ 23,415	\$ 230,197
Expenses		
Management fee	201,619	2,559,969
Brokerage commissions and fees	465	100,099
Total expenses	202,084	2,660,068
Net investment income (loss)	(178,669)	(2,429,871)
Net Realized and Net Change in Unrealized Gain (Loss) on United States Treasury Obligations and Futures		
Net Realized Gain (Loss) on		
United States Treasury Obligations	823	2,281
Futures	168,431	(84,992,271)
Net Realized Gain (Loss)	169,254	(84,989,990)
Net Change in Unrealized Gain (Loss) on		
United States Treasury Obligations	(686)	16,043
Futures	(1,392,175)	92,457,166
Net Change in Unrealized Gain (Loss)	(1,392,861)	92,473,209
Net realized and net change in unrealized gain (loss) on United States Treasury Obligations and Futures	(1,223,607)	7,483,219
Net Income (Loss)	<u>\$ (1,402,276)</u>	<u>\$ 5,053,348</u>

To the best of the knowledge and belief of the undersigned, the information contained in this report is accurate and complete.


 Martin Kremenstein
 Chief Executive Officer
 DB Commodity Services LLC



 Michael Gilligan
 Chief Financial Officer
 DB Commodity Services LLC


PowerShares DB Base Metals Fund
Unaudited Statement of Changes in Shareholders' Equity
Period From December 1, 2012 to December 31, 2012

	<u>General Shares</u>		<u>Shares</u>		
	<u>Shares</u>	<u>Total Equity (Deficit)</u>	<u>Shares</u>	<u>Total Equity (Deficit)</u>	<u>Total Shareholders' Equity (Deficit)</u>
Balance at December 1, 2012	40	\$ 769	16,800,000	\$ 322,891,891	\$ 322,892,660
Redemption of Shares			(600,000)	(11,511,847)	(11,511,847)
Net Income (Loss)					
Net investment income (loss)		-		(178,669)	(178,669)
Net realized gain (loss) on United States Treasury Obligations and Futures		-		169,254	169,254
Net change in unrealized gain (loss) on United States Treasury Obligations and Futures		(4)		(1,392,857)	(1,392,861)
Net Income (Loss)		(4)		(1,402,272)	(1,402,276)
Balance at December 31, 2012	<u>40</u>	<u>\$ 765</u>	<u>16,200,000</u>	<u>\$ 309,977,772</u>	<u>\$ 309,978,537</u>

Net Asset Value per share

General shares (40 shares)	<u>\$ 19.13</u>
Shares (16,200,000 shares)	<u>\$ 19.13</u>


 Martin Kremenstein
 Chief Executive Officer
 DB Commodity Services LLC


 Michael Gilligan
 Chief Financial Officer
 DB Commodity Services LLC