



**PowerShares DB Silver Fund**  
**Statements of Operations (unaudited)**

	<b>For the Period June 1, 2013 through June 30, 2013</b>	<b>Year to Date</b>
<b>Income</b>		
Interest Income, net	\$ 1,310	\$ 21,295
<b>Expenses</b>		
Management fee	22,069	191,987
Brokerage commissions and fees	1,177	1,739
Total expenses	23,246	193,726
<b>Net investment income (loss)</b>	<b>(21,936)</b>	<b>(172,431)</b>
<b>Net Realized and Net Change in Unrealized Gain (Loss) on United States Treasury Obligations and Futures</b>		
<b>Net Realized Gain (Loss) on</b>		
United States Treasury Obligations	171	1,120
Futures	-	(2,709,235)
<b>Net Realized Gain (Loss)</b>	<b>171</b>	<b>(2,708,115)</b>
<b>Net Change in Unrealized Gain (Loss) on</b>		
United States Treasury Obligations	(671)	(3,488)
Futures	(4,963,000)	(18,799,200)
<b>Net Change in Unrealized Gain (Loss)</b>	<b>(4,963,671)</b>	<b>(18,802,688)</b>
Net realized and net change in unrealized gain (loss) on United States Treasury Obligations and Futures	(4,963,500)	(21,510,803)
<b>Net Income (Loss)</b>	<b>\$ (4,985,436)</b>	<b>\$ (21,683,234)</b>

To the best of the knowledge and belief of the undersigned, the information contained in this report is accurate and complete.

  
 \_\_\_\_\_  
 Martin Kremenstein  
 Chief Executive Officer  
 DB Commodity Services LLC


  
 \_\_\_\_\_  
 Michael Gilligan  
 Chief Financial Officer  
 DB Commodity Services LLC

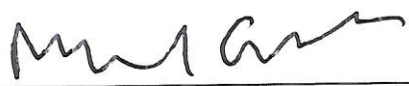
**PowerShares DB Silver Fund**  
**Unaudited Statement of Changes in Shareholders' Equity**  
**Period From June 1, 2013 to June 30, 2013**

	General Shares		Shares		Total Shareholders' Equity (Deficit)
	Shares	Total Equity (Deficit)	Shares	Total Equity (Deficit)	
<b>Balance at June 1, 2013</b>	40	\$ 1,508	1,000,000	\$ 37,713,059	\$ 37,714,567
Net Income (Loss)					
Net investment income (loss)		-		(21,936)	(21,936)
Net realized gain (loss) on United States Treasury Obligations and Futures		-		171	171
Net change in unrealized gain (loss) on United States Treasury Obligations and Futures		(199)		(4,963,472)	(4,963,671)
Net Income (Loss)		(198)		(4,985,238)	(4,985,436)
<b>Balance at June 30, 2013</b>	<u>40</u>	<u>\$ 1,309</u>	<u>1,000,000</u>	<u>\$ 32,727,822</u>	<u>\$ 32,729,131</u>

**Net Asset Value per share**

General shares (40 shares)	<u>\$ 32.73</u>
Shares (1,000,000 shares)	<u>\$ 32.73</u>

  
 \_\_\_\_\_  
 Martin Kremenstein  
 Chief Executive Officer  
 DB Commodity Services LLC

  
 \_\_\_\_\_  
 Michael Gilligan  
 Chief Financial Officer  
 DB Commodity Services LLC