



PowerShares DB Silver Fund
Statements of Operations (unaudited)

	For the Period November 1, 2014 through November 30, 2014	Year to Date
Income		
Interest Income, net	\$ 451	\$ 11,156
Expenses		
Management fee	12,822	210,832
Brokerage commissions and fees	684	7,145
Total expenses	13,506	217,977
Net investment income (loss)	<u>(13,055)</u>	<u>(206,821)</u>
Net Realized and Net Change in Unrealized Gain (Loss) on United States Treasury Obligations and Futures		
Net Realized Gain (Loss) on		
United States Treasury Obligations	10	442
Futures	-	(165,470)
Net Realized Gain (Loss)	<u>10</u>	<u>(165,028)</u>
Net Change in Unrealized Gain (Loss) on		
United States Treasury Obligations	925	(1,485)
Futures	(836,540)	(5,656,295)
Net Change in Unrealized Gain (Loss)	<u>(835,615)</u>	<u>(5,657,780)</u>
Net realized and net change in unrealized gain (loss) on United States Treasury Obligations and Futures	<u>(835,605)</u>	<u>(5,822,808)</u>
Net Income (Loss)	<u>\$ (848,660)</u>	<u>\$ (6,029,629)</u>

To the best of the knowledge and belief of the undersigned, the information contained in this report is accurate and complete.



 Martin Kremenstein
 Chief Executive Officer
 DB Commodity Services LLC




 Michael Gilligan
 Chief Financial Officer
 DB Commodity Services LLC

PowerShares DB Silver Fund
Unaudited Statement of Changes in Shareholders' Equity
Period From November 1, 2014 to November 30, 2014

	General Shares		Shares		Total Shareholders' Equity (Deficit)
	Shares	Total Equity (Deficit)	Shares	Total Equity (Deficit)	
Balance at November 1, 2014	40	\$ 1,045	800,000	\$ 20,900,748	\$ 20,901,793
Sale of Shares			-	-	-
Redemption of Shares			-	-	-
Net Income (Loss)					
Net investment income (loss)		(1)		(13,054)	(13,055)
Net realized gain (loss) on United States Treasury Obligations and Futures		-		10	10
Net change in unrealized gain (loss) on United States Treasury Obligations and Futures		(41)		(835,574)	(835,615)
Net Income (Loss)		(42)		(848,618)	(848,660)
Balance at November 30, 2014	<u>40</u>	<u>\$ 1,003</u>	<u>800,000</u>	<u>\$ 20,052,130</u>	<u>\$ 20,053,133</u>

Net Asset Value per share

General shares (40 shares)	<u>\$ 25.08</u>
Shares (800,000 shares)	<u>\$ 25.07</u>


 Martin Kremenstein
 Chief Executive Officer
 DB Commodity Services LLC


 Michael Gilligan
 Chief Financial Officer
 DB Commodity Services LLC