



**PowerShares DB Silver Fund**  
**Statements of Operations (unaudited)**

	<b>For the Period October 1, 2013 through October 31, 2013</b>	<b>Year to Date</b>
<b>Income</b>		
Interest Income, net	\$ 1,507	\$ 26,656
<b>Expenses</b>		
Management fee	23,635	283,768
Brokerage commissions and fees	4,261	9,634
Total expenses	27,896	293,402
<b>Net investment income (loss)</b>	(26,389)	(266,746)
<b>Net Realized and Net Change in Unrealized Gain (Loss) on United States Treasury Obligations and Futures</b>		
<b>Net Realized Gain (Loss) on</b>		
United States Treasury Obligations	-	1,120
Futures	-	(2,709,235)
<b>Net Realized Gain (Loss)</b>	-	(2,708,115)
<b>Net Change in Unrealized Gain (Loss) on</b>		
United States Treasury Obligations	(1,297)	(3,841)
Futures	278,250	(14,690,200)
<b>Net Change in Unrealized Gain (Loss)</b>	276,953	(14,694,041)
Net realized and net change in unrealized gain (loss) on United States Treasury Obligations and Futures	276,953	(17,402,156)
<b>Net Income (Loss)</b>	<b>\$ 250,564</b>	<b>\$ (17,668,902)</b>

To the best of the knowledge and belief of the undersigned, the information contained in this report is accurate and complete.

  
 \_\_\_\_\_  
 Martin Kremenstein  
 Chief Executive Officer  
 DB Commodity Services LLC


  
 \_\_\_\_\_  
 Michael Gilligan  
 Chief Financial Officer  
 DB Commodity Services LLC


**PowerShares DB Silver Fund**  
**Unaudited Statement of Changes in Shareholders' Equity**  
**Period From October 1, 2013 to October 31, 2013**

	General Shares		Shares		Total Shareholders' Equity (Deficit)
	Shares	Total Equity (Deficit)	Shares	Total Equity (Deficit)	
<b>Balance at October 1, 2013</b>	40	\$ 1,460	1,000,000	\$ 36,491,439	\$ 36,492,899
Sale of Shares			-	-	-
Redemption of Shares			-	-	-
Net Income (Loss)					
Net investment income (loss)		(1)		(26,388)	(26,389)
Net realized gain (loss) on United States Treasury Obligations and Futures		-		-	-
Net change in unrealized gain (loss) on United States Treasury Obligations and Futures		11		276,942	276,953
Net Income (Loss)		10		250,554	250,564
<b>Balance at October 31, 2013</b>	<u>40</u>	<u>\$ 1,470</u>	<u>1,000,000</u>	<u>\$ 36,741,993</u>	<u>\$ 36,743,463</u>

**Net Asset Value per share**

General shares (40 shares)	<u>\$ 36.75</u>
Shares (1,000,000 shares)	<u>\$ 36.74</u>

  
 \_\_\_\_\_  
 Martin Kremenstein  
 Chief Executive Officer  
 DB Commodity Services LLC

  
 \_\_\_\_\_  
 Michael Gilligan  
 Chief Financial Officer  
 DB Commodity Services LLC