



*PowerShares DB Silver Fund*  
*Statements of Operations (unaudited)*

	<b>For the Period September 1, 2012 through September 30, 2012</b>	<b>Year to Date</b>
<b>Income</b>		
Interest Income, net	\$ 4,211	\$ 30,353
<b>Expenses</b>		
Management fee	42,753	413,948
Brokerage commissions and fees	-	1,204
Total expenses	42,753	415,152
<b>Net investment income (loss)</b>	<b>(38,542)</b>	<b>(384,799)</b>
<b>Net Realized and Net Change in Unrealized Gain (Loss) on United States Treasury Obligations and Futures</b>		
<b>Net Realized Gain (Loss) on</b>		
United States Treasury Obligations	-	(45)
Futures	-	(2,482,895)
<b>Net Realized Gain (Loss)</b>	<b>-</b>	<b>(2,482,940)</b>
<b>Net Change in Unrealized Gain (Loss) on</b>		
United States Treasury Obligations	(360)	2,389
Futures	6,614,850	18,210,025
<b>Net Change in Unrealized Gain (Loss)</b>	<b>6,614,490</b>	<b>18,212,414</b>
Net realized and net change in unrealized gain (loss) on United States Treasury Obligations and Futures	6,614,490	15,729,474
<b>Net Income (Loss)</b>	<b>\$ 6,575,948</b>	<b>\$ 15,344,675</b>

To the best of the knowledge and belief of the undersigned, the information contained in this report is accurate and complete.

  
 \_\_\_\_\_  
 Martin Kremenstein  
 Chief Executive Officer  
 DB Commodity Services LLC


  
 \_\_\_\_\_  
 Michael Gilligan  
 Chief Financial Officer  
 DB Commodity Services LLC

**PowerShares DB Silver Fund**  
**Unaudited Statement of Changes in Shareholders' Equity**  
**Period From September 1, 2012 to September 30, 2012**

	Shares						
	General Shares		Accumulated			Total Shareholders' Equity (Deficit)	
Shares	Paid in Capital	Accumulated Earnings (Deficit)	Paid in Capital	Earnings (Deficit)	Total Equity (Deficit)		Total Shareholders' Equity (Deficit)
40	\$ 1,000	\$ 1,169	\$ 2,169	\$ (14,005,329)	\$ 79,085,188	\$ 65,079,859	\$ 65,082,028
<b>Balance at September 1, 2012</b>							
Sale of Shares				1		1	1
Redemption of Shares				-		-	-
Net Income (Loss)		(1)	(1)		(38,541)	(38,541)	(38,542)
Net investment income (loss)							
Net realized gain (loss) on United States Treasury Obligations and Futures							
Net change in unrealized gain (loss) on United States Treasury Obligations and Futures							
Net Income (Loss)		220	220		6,614,270	6,614,270	6,614,490
		219	219		6,575,729	6,575,729	6,575,948
40	\$ 1,000	\$ 1,388	\$ 2,388	\$ (14,005,328)	\$ 85,660,917	\$ 71,655,589	\$ 71,657,977

\$ 59.70  
\$ 59.71

**Net Asset Value per share**  
 General shares (40 shares)  
 Shares (1,200,000 shares)

  
 Martin Kremenstein  
 Chief Executive Officer  
 DB Commodity Services LLC

  
 Michael Gilligan  
 Chief Financial Officer  
 DB Commodity Services LLC