


PowerShares DB Silver Fund
Statements of Operations (unaudited)

	For the Period April 1, 2011 through April 30, 2011	Year to Date
Income		
Interest Income, net	\$ 27,396	\$ 94,794
Expenses		
Management fee	288,923	732,800
Brokerage commissions and fees	586	24,259
Total expenses	289,509	757,059
Net investment income (loss)	(262,113)	(662,265)
Net Realized and Net Change in Unrealized Gain (Loss) on United States Treasury Obligations and Futures		
Net Realized Gain (Loss) on		
United States Treasury Obligations	747	671
Futures	7,465,760	7,465,760
Net Realized Gain (Loss)	7,466,507	7,466,431
Net Change in Unrealized Gain (Loss) on		
United States Treasury Obligations	14,941	21,850
Futures	112,122,635	172,815,955
Net Change in Unrealized Gain (Loss)	112,137,576	172,837,805
Net realized and net change in unrealized gain (loss) on United States Treasury Obligations and Futures	119,604,083	180,304,236
Net Income (Loss)	\$ 119,341,970	\$ 179,641,971

To the best of the knowledge and belief of the undersigned, the information contained in this report is accurate and complete.



Hans Ephraimson
Chief Executive Officer
DB Commodity Services LLC




Michael Gilligan
Principal Financial Officer
DB Commodity Services LLC


PowerShares DB Silver Fund
Unaudited Statement of Changes in Shareholders' Equity
Period From April 1, 2011 to April 30, 2011

	General Shares				Shares				Total Shareholders' Equity (Deficit)
	Shares	Paid in Capital	Accumulated Earnings (Deficit)	Total Equity (Deficit)	Shares	Paid in Capital	Accumulated Earnings (Deficit)	Total Equity (Deficit)	
Balance at April 1, 2011	40	\$ 1,000	\$ 1,661	\$ 2,661	6,200,000	\$ 269,358,697	\$ 143,094,688	\$ 412,453,385	\$ 412,456,046
Sale of Shares					400,000	30,458,864		30,458,864	30,458,864
Redemption of Shares					(200,000)	(16,144,406)		(16,144,406)	(16,144,406)
Net Income (Loss)			(2)	(2)			(262,111)	(262,111)	(262,113)
Net investment income (loss)									
Net realized gain (loss) on United States Treasury Obligations and Futures			47	47			7,466,460	7,466,460	7,466,507
Net change in unrealized gain (loss) on United States Treasury Obligations and Futures			707	707			112,136,869	112,136,869	112,137,576
Net Income (Loss)			752	752			119,341,218	119,341,218	119,341,970
Balance at April 30, 2011	40	\$ 1,000	\$ 2,413	\$ 3,413	6,400,000	\$ 283,673,155	\$ 262,435,906	\$ 546,109,061	\$ 546,112,474

Net Asset Value per share
 General shares (40 shares)
 Shares (6,400,000 shares)

\$ 85.33
\$ 85.33


 Hans Ephraimson
 Chief Executive Officer
 DB Commodity Services LLC


 Michael Gilligan
 Principal Financial Officer
 DB Commodity Services LLC