


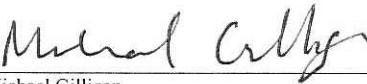
PowerShares DB Silver Fund and Subsidiary
Statements of Operations (unaudited)

	For the Period March 1, 2010 through March 31, 2010	Year to Date
Income		
Interest Income, net	\$ 4,027	\$ 11,178
Expenses		
Management fee	45,732	158,215
Brokerage commissions and fees	(561)	5,576
Total expenses	45,171	163,791
Net investment income (loss)	(41,144)	(152,613)
Net Realized and Net Change in Unrealized Gain (Loss) on United States Treasury Obligations and Futures		
Net Realized Gain (Loss) on		
United States Treasury Obligations	(656)	128
Futures	(322,320)	1,904,285
Net Realized Gain (Loss)	(322,976)	1,904,413
Net Change in Unrealized Gain (Loss) on		
United States Treasury Obligations	1,131	(2,910)
Futures	4,646,425	3,460,200
Net Change in Unrealized Gain (Loss)	4,647,556	3,457,290
Net realized and net change in unrealized gain (loss) on United States Treasury Obligations and Futures	4,324,580	5,361,703
Net Income (Loss)	\$ 4,283,436	\$ 5,209,090
Less: net (income) loss attributed to the non-controlling interest in consolidated subsidiary - related party	(72)	(45)
Net income (loss) attributed to PowerShares DB Silver Fund and Subsidiary	\$ 4,283,364	\$ 5,209,045

To the best of the knowledge and belief of the undersigned, the information contained in this report is accurate and complete.



 Hans Ephraimson
 Chief Executive Officer
 DB Commodity Services LLC




 Michael Gilligan
 Principal Financial Officer
 DB Commodity Services LLC

PowerShares DB Silver Fund and Subsidiary
Unaudited Consolidated Statement of Changes in Shareholders' Equity
Period From March 1, 2010 to March 31, 2010

	Shares									
	General Shares		Shares		Total					
	Paid in Capital	Accumulated Earnings (Deficit)	Total Equity (Deficit)	Shares	Paid in Capital	Accumulated Earnings (Deficit)	Total Equity (Deficit)	Shareholders' Equity (Deficit)	Non-controlling Interest	Total Equity
Balance at March 1, 2010	\$ 1,000	\$ 174	\$ 1,174	2,600,000	\$ 70,377,914	\$ 5,927,915	\$ 76,305,829	\$ 76,307,003	\$ 1,174	\$ 76,308,177
Redemption of Shares				(600,000)	(18,282,326)		(18,282,326)	(18,282,326)		(18,282,326)
Net Income (Loss)		(1)	(1)			(41,142)	(41,142)	(41,143)	(1)	(41,144)
Net investment income (loss)										
Net realized gain (loss) on United States Treasury Obligations and Futures		(6)	(6)			(322,964)	(322,964)	(322,970)	(6)	(322,976)
Net change in unrealized gain (loss) on United States Treasury Obligations and Futures										
Net Income (Loss)		79	79			4,647,398	4,647,398	4,647,477	79	4,647,556
Balance at March 31, 2010	\$ 1,000	\$ 246	\$ 1,246	2,000,000	\$ 52,095,588	\$ 10,211,207	\$ 62,306,795	\$ 62,308,041	\$ 1,246	\$ 62,309,287

Net Asset Value per share
 General shares (40 shares)
 Shares (2,000,000 shares)

\$ 31.15
\$ 31.15


 Hans Ephraimson
 Chief Executive Officer
 DB Commodity Services LLC


 Michael Gilligan
 Principal Financial Officer
 DB Commodity Services LLC