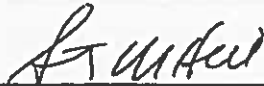


PowerShares DB Silver Fund (DBS)
Statements of Operations (unaudited)

	For the Period February 1, 2016 through February 29, 2016	Year to Date
Income		
Interest Income	\$ 2,819	\$ 4,978
Expenses		
Management fee	11,436	22,754
Brokerage commissions and fees	-	-
Interest expense	52	96
Total expenses	11,488	22,850
Net investment income (loss)	(8,669)	(17,872)
Net Realized and Net Change in Unrealized Gain (Loss)		
on United States Treasury Obligations and Futures		
Net Realized Gain (Loss) on		
United States Treasury Obligations	-	-
Futures	769,994	769,994
Net Realized Gain (Loss)	769,994	769,994
Net Change in Unrealized Gain (Loss) on		
United States Treasury Obligations	(637)	(3,081)
Futures	62,597	620,957
Net Change in Unrealized Gain (Loss)	61,960	617,876
Net realized and net change in unrealized gain (loss) on United States Treasury Obligations and Futures	831,954	1,387,870
Net Income (Loss)	\$ 823,285	\$ 1,369,998

To the best of the knowledge and belief of the undersigned, the information contained in this report is accurate and complete.



Steven Hill
Principal Financial and Accounting Officer, Investment Pools
Invesco PowerShares Capital Management LLC



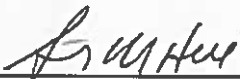
Andrew Schlossberg
Principal Executive Officer
Invesco PowerShares Capital Management LLC

PowerShares DB Silver Fund (DBS)
Unaudited Statement of Changes in Shareholders' Equity
Period From February 1, 2016 to February 29, 2016


	General Shares		Shares		Total Shareholders' Equity (Deficit)
	Shares	Total Equity (Deficit)	Shares	Total Equity (Deficit)	
Balance at February 1, 2016	40	\$ 903	800,000	\$ 18,064,801	\$ 18,065,704
Sale of Shares			-	-	-
Redemption of Shares			-	-	-
Net Income (Loss)					
Net investment income (loss)		-		(8,669)	(8,669)
Net realized gain (loss) on United States Treasury Obligations and Futures		38		769,956	769,994
Net change in unrealized gain (loss) on United States Treasury Obligations and Futures		3		61,957	61,960
Net Income (Loss)		41		823,244	823,285
Balance at February 29, 2016	40	\$ 944	800,000	\$ 18,888,045	\$ 18,888,989

Net Asset Value per share
General shares (40 shares)
Shares (800,000 shares)

\$ 23.61
\$ 23.61



Steven Hill
Principal Financial and Accounting Officer, Investment Pools
Invesco PowerShares Capital Management LLC



Andrew Schlessberg
Principal Executive Officer
Invesco PowerShares Capital Management LLC