


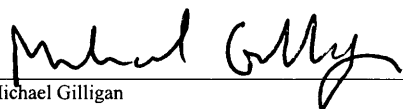
PowerShares DB Silver Fund and Subsidiary
Statements of Operations (unaudited)

| | For the Period April 1, 2010 through April 30, 2010 | Year to Date |
|--|--|---------------------|
| Income | | |
| Interest Income, net | \$ 5,079 | \$ 16,257 |
| Expenses | | |
| Management fee | 39,595 | 197,810 |
| Brokerage commissions and fees | 2,112 | 7,688 |
| Total expenses | 41,707 | 205,498 |
| Net investment income (loss) | (36,628) | (189,241) |
| Net Realized and Net Change in Unrealized Gain (Loss) on United States Treasury Obligations and Futures | | |
| Net Realized Gain (Loss) on | | |
| United States Treasury Obligations | - | 128 |
| Futures | - | 1,904,285 |
| Net Realized Gain (Loss) | - | 1,904,413 |
| Net Change in Unrealized Gain (Loss) on | | |
| United States Treasury Obligations | 960 | (1,950) |
| Futures | 3,900,110 | 7,360,310 |
| Net Change in Unrealized Gain (Loss) | 3,901,070 | 7,358,360 |
| Net realized and net change in unrealized gain (loss) on United States Treasury Obligations and Futures | 3,901,070 | 9,262,773 |
| Net Income (Loss) | \$ 3,864,442 | \$ 9,073,532 |
| Less: net (income) loss attributed to the non-controlling interest in consolidated subsidiary - related party | (77) | (122) |
| Net income (loss) attributed to PowerShares DB Silver Fund and Subsidiary | \$ 3,864,365 | \$ 9,073,410 |

To the best of the knowledge and belief of the undersigned, the information contained in this report is accurate and complete.



Hans Ephraimson
Chief Executive Officer
DB Commodity Services LLC



Michael Gilligan
Principal Financial Officer
DB Commodity Services LLC

PowerShares DB Silver Fund and Subsidiary
Unaudited Consolidated Statement of Changes in Shareholders' Equity
Period From April 1, 2010 to April 30, 2010

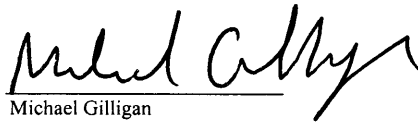
| | General Shares | | | Shares | | | | Total Shareholders' Equity (Deficit) | Non-controlling Interest | Total Equity | |
|--|----------------|-----------------|--------------------------------|------------------------|------------------|----------------------|--------------------------------|--------------------------------------|--------------------------|-----------------|------------------------|
| | Shares | Paid in Capital | Accumulated Earnings (Deficit) | Total Equity (Deficit) | Shares | Paid in Capital | Accumulated Earnings (Deficit) | | | | Total Equity (Deficit) |
| Balance at April 1, 2010 | 40 | \$ 1,000 | \$ 246 | \$ 1,246 | 2,000,000 | \$ 52,095,588 | \$ 10,211,207 | \$ 62,306,795 | \$ 62,308,041 | \$ 1,246 | \$ 62,309,287 |
| Net Income (Loss) | | | | | | | | | | | |
| Net investment income (loss) | | | (1) | (1) | | | (36,626) | (36,626) | (36,627) | (1) | (36,628) |
| Net change in unrealized gain (loss) on United States Treasury Obligations and Futures | | | 78 | 78 | | | 3,900,914 | 3,900,914 | 3,900,992 | 78 | 3,901,070 |
| Net Income (Loss) | | | 77 | 77 | | | 3,864,288 | 3,864,288 | 3,864,365 | 77 | 3,864,442 |
| Balance at April 30, 2010 | <u>40</u> | <u>\$ 1,000</u> | <u>\$ 323</u> | <u>\$ 1,323</u> | <u>2,000,000</u> | <u>\$ 52,095,588</u> | <u>\$ 14,075,495</u> | <u>\$ 66,171,083</u> | <u>\$ 66,172,406</u> | <u>\$ 1,323</u> | <u>\$ 66,173,729</u> |

Net Asset Value per share

| | |
|----------------------------|-----------------|
| General shares (40 shares) | <u>\$ 33.08</u> |
| Shares (2,000,000 shares) | <u>\$ 33.09</u> |



Hans Ephraimson
Chief Executive Officer
DB Commodity Services LLC



Michael Gilligan
Principal Financial Officer
DB Commodity Services LLC