


PowerShares DB Silver Fund and Subsidiary
Statements of Operations (unaudited)

	For the Period October 1, 2010 through October 31, 2010	Year to Date
Income		
Interest Income, net	\$ 12,889	\$ 66,122
Expenses		
Management fee	85,507	508,094
Brokerage commissions and fees	4,560	19,236
Total expenses	90,067	527,330
Net investment income (loss)	(77,178)	(461,208)
Net Realized and Net Change in Unrealized Gain (Loss) on United States Treasury Obligations and Futures		
Net Realized Gain (Loss) on		
United States Treasury Obligations	-	333
Futures	-	2,859,885
Net Realized Gain (Loss)	-	2,860,218
Net Change in Unrealized Gain (Loss) on		
United States Treasury Obligations	495	(1,171)
Futures	15,897,315	35,661,690
Net Change in Unrealized Gain (Loss)	15,897,810	35,660,519
Net realized and net change in unrealized gain (loss) on United States Treasury Obligations and Futures	15,897,810	38,520,737
Net Income (Loss)	\$ 15,820,632	\$ 38,059,529
Less: net (income) loss attributed to the non-controlling interest in consolidated subsidiary - related party	(195)	(536)
Net income (loss) attributed to PowerShares DB Silver Fund and Subsidiary	\$ 15,820,437	\$ 38,058,993

To the best of the knowledge and belief of the undersigned, the information contained in this report is accurate and complete.



 Hans Ephraimson
 Chief Executive Officer
 DB Commodity Services LLC




 Michael Gilligan
 Principal Financial Officer
 DB Commodity Services LLC


PowerShares DB Silver Fund and Subsidiary
Unaudited Consolidated Statement of Changes in Shareholders' Equity
Period From October 1, 2010 to October 31, 2010

	General Shares				Shares				
	Paid in Capital	Accumulated Earnings (Deficit)	Shares	Total Equity (Deficit)	Paid in Capital	Accumulated Earnings (Deficit)	Total Equity (Deficit)	Non-controlling Interest	Total Equity
Balance at October 1, 2010	\$ 1,000	\$ 542	3,200,000	\$ 1,542	\$ 96,112,746	\$ 27,240,422	\$ 123,353,168	\$	\$ 123,356,252
Sale of Shares			200,000		8,434,892		8,434,892	1,542	8,434,892
Net Income (Loss)		(1)	(1)	(1)		(77,176)	(77,176)	(1)	(77,178)
Net investment income (loss)									
Net change in unrealized gain (loss) on United States Treasury Obligations and Futures									
Net Income (Loss)						15,897,418	15,897,418	196	15,897,810
Balance at October 31, 2010	\$ 1,000	\$ 737	3,400,000	\$ 1,737	\$ 104,547,638	\$ 43,060,664	\$ 147,608,302	\$ 1,737	\$ 147,611,776

Net Asset Value per share
 General shares (40 shares)
 Shares (3,400,000 shares)

\$ 43.43
 \$ 43.41


 Hans Ephraïmson
 Chief Executive Officer
 DB Commodity Services LLC


 Michael Gilligan
 Principal Financial Officer
 DB Commodity Services LLC